



Visit Conwy Cambrian Rally - National A

Saturday 16th February 2019




Final Award Winners

































Pos	No.	Driver/Co-Driver	Class	Vehicle	Total	Diff. Leader	Overall Pos
Overall Awards							
1	3	Matt Edwards/Patrick Walsh	BRC1	Ford Fiesta R5	0:54:58.7		1
Class BRC1							
1	5	David Bogie/John Rowan	BRC1	Škoda Fabia R5	0:55:25.2		2
2	6	Martin McCormack/Barney Mitchell	BRC1	Škoda Fabia R5	0:56:06.7	0:41.5	3
3	8	Desi Henry/Liam Moynihan	BRC1	Škoda Fabia	0:56:16.2	0:51.0	4
Class BRCJ							
1	38	James Wilson/Arthur Kierans	BRCJ	Peugeot 208 R2	1:02:40.2		12
2	36	William Creighton/Liam Regan	BRCJ	Peugeot 208	1:02:42.1	0:01.9	13
3	40	Marty Gallagher/Dean O'Sullivan	BRCJ	Peugeot 208 R2	1:03:04.2	0:24.0	14
Class NRC6							
1	43	John Morrison/Peter Carstairs	NRC6	Mitsubishi Lancer Evo IX	1:06:06.5		20
Team Award							
		No team finished					





Pos	No.	Driver/Co-driver	Class	Class Posn.	Vehicle	Total Stages	Total Penalty	Total Time	Diff. Leader
1	3	Matt Edwards/Patrick Walsh	BRC1	1	 Ford Fiesta R5			0:54:58.7	
2	5	David Bogie/John Rowan	BRC1	2	 Škoda Fabia R5			0:55:25.2	0:26.5
3	6	Martin McCormack/Barney Mitchell	BRC1	3	 Škoda Fabia R5			0:56:06.7	1:08.0
4	8	Desi Henry/Liam Moynihan	BRC1	4	 Škoda Fabia			0:56:16.2	1:17.5
5	7	Josh Moffett/Keith Moriarty	BRC1	5	 Ford Fiesta R5			0:56:50.2	1:51.5
6	2	Alberto Heller/Jose Luis Diaz	BRC1	6	 Ford Fiesta R5			0:57:30.4	2:31.7
7	110	Meirion Evans/Jonathan Jackson	BRC1	7	 Hyundai i20 R5			0:57:47.2	2:48.5
8	1	Pedro Heller/Marc Marti	BRC1	8	 Ford Fiesta R5			0:57:53.0	2:54.3
9	14	Brendan Cumiskey/Ronan O'Kane	BRC1	9	 Škoda Fabia R5			0:58:22.6	3:23.9
10	15	Thomas Preston/Andrew Roughead	BRC1	10	 Škoda Fabia R5			0:59:07.2	4:08.5
11	10	Alex Laffey/Stuart Loudon	BRC1	11	 Ford Fiesta R5			0:59:23.0	4:24.3
12	38	James Wilson/Arthur Kierans	BRCJ	1	 Peugeot 208 R2			1:02:40.2	7:41.5
13	36	William Creighton/Liam Regan	BRCJ	2	 Peugeot 208			1:02:42.1	7:43.4
14	40	Marty Gallagher/Dean O'Sullivan	BRCJ	3	 Peugeot 208 R2			1:03:04.2	8:05.5
15	37	Josh McErlean/Ger Conway	BRCJ	4	 Peugeot 208 R2			1:03:05.8	8:07.1
16	39	Jordan Hone/Aileen Kelly	BRCJ	5	 Opel Adam R2			1:03:10.8	8:12.1
17	19	Enda McCormack/Paul Sheridan	BRC1	12	 Ford Fiesta R5			1:04:12.6	9:13.9
18	42	Finlay Retson/Tom Hynd	BRCJ	6	 Ford Fiesta R2T			1:05:52.1	10:53.4
19	107	Ruairi Bell/Darren Garrod	BRCJ	7	 Ford Fiesta			1:06:04.4	11:05.7
20	43	John Morrison/Peter Carstairs	NRC6	1	 Mitsubishi Lancer Evo IX			1:06:06.5	11:07.8
21	44	Bart Lang/Sinclair Young	BRCJ	8	 Ford Fiesta R2T			1:06:25.7	11:27.0
22	48	Richard Phillipson/Paul Hudson	NRC2	1	 Honda Civic			1:20:48.4	25:49.7



No.	Pos	Entrant/Sponsor Driver/Co-driver	Class	Class Posn.	Vehicle	Total Stages	Total Penalty	Total Time	Diff. Leader
1	8	Entrant: M-Sport Ford World Rally Team Pedro Heller/Marc Marti	BRC1	8	 Ford Fiesta R5	0:57:53.0		0:57:53.0	2:54.3
2	6	Entrant: M-Sport Ford World Rally Team Alberto Heller/Jose Luis Diaz	BRC1	6	 Ford Fiesta R5	0:57:30.4		0:57:30.4	2:31.7
3	1	Entrant: M-Sport Ford World Rally Team Matt Edwards/Patrick Walsh	BRC1	1	 Ford Fiesta R5	0:54:58.7		0:54:58.7	
4		Trail Head Fine Foods, H N Nuttalls, Atech Racing Tom Cave/Dale Bowen	BRC1		 Hyundai i20	Retired after SS10			
5	2	Oakbank, Brasswell Developments David Bogie/John Rowan	BRC1	2	 Škoda Fabia R5	0:55:25.2		0:55:25.2	0:26.5
6	3	Tiger Risk Partners Martin McCormack/Barney Mitchell	BRC1	3	 Škoda Fabia R5	0:56:06.7		0:56:06.7	1:08.0
7	5	Combilift Josh Moffett/Keith Moriarty	BRC1	5	 Ford Fiesta R5	0:56:50.2		0:56:50.2	1:51.5
8	4	Desi Henry/Liam Moynihan	BRC1	4	 Škoda Fabia	0:56:16.2		0:56:16.2	1:17.5
9		Jonathan Greer/Kirsty Riddick	BRC1		 Ford Fiesta R5	Burst radiator - SS10			
10	11	Ent: M-Sport Ford World Rally Team Spon: Neuvo Club, U-Student Alex Laffey/Stuart Loudon	BRC1	11	 Ford Fiesta R5	0:59:23.0		0:59:23.0	4:24.3
14	9	Gerry Cumiskey Volkswagen Brendan Cumiskey/Ronan O'Kane	BRC1	9	 Škoda Fabia R5	0:58:22.6		0:58:22.6	3:23.9
15	10	Hippo Motor Group Thomas Preston/Andrew Roughead	BRC1	10	 Škoda Fabia R5	0:59:07.2		0:59:07.2	4:08.5
16		Sacha Kakad/James Aldridge	BRC1		 Ford Fiesta R5	Stopped - SS4			
17		Alan Carmichael/Claire Williams	BRC1		 Hyundai R5	Did not start SS6			
19	17	Enda McCormack/Paul Sheridan	BRC1	12	 Ford Fiesta R5	1:04:12.6		1:04:12.6	9:13.9
35		James Williams/Tom Woodburn	BRCJ		 Ford Fiesta R2T	Mechanical SS3			
36	13	Creightons of Finaghy William Creighton/Liam Regan	BRCJ	2	 Peugeot 208	1:02:42.1		1:02:42.1	7:43.4
37	15	Woodland NI Josh McErlean/Ger Conway	BRCJ	4	 Peugeot 208 R2	1:03:05.8		1:03:05.8	8:07.1
38	12	Road Tankers Armagh James Wilson/Arthur Kierans	BRCJ	1	 Peugeot 208 R2	1:02:40.2		1:02:40.2	7:41.5
39	16	Premier Car Parts, Rallyhire, TOC Utilities Jordan Hone/Aileen Kelly	BRCJ	5	 Opel Adam R2	1:03:10.8		1:03:10.8	8:12.1
40	14	Campsie Karting Centre Marty Gallagher/Dean O'Sullivan	BRCJ	3	 Peugeot 208 R2	1:03:04.2		1:03:04.2	8:05.5
41		EDSL Sport/Telesol/Blue Network Solutions/Bill Gwynne Rallyschool Jordan Reynolds/Peredur Davies	BRCJ		 Ford Fiesta R2T	Mechanical on road section after SS10			
42	18	Finlay Retson/Tom Hynd	BRCJ	6	 Ford Fiesta R2T	1:05:52.1		1:05:52.1	10:53.4
43	20	Kumho Tyres, Morrison Trailers John Morrison/Peter Carstairs	NRC6	1	 Mitsubishi Lancer Evo IX	1:06:06.5		1:06:06.5	11:07.8
44	21	Myerscough University Centre Bart Lang/Sinclair Young	BRCJ	8	 Ford Fiesta R2T	1:06:25.7		1:06:25.7	11:27.0
46		Complete Cleaning, Mable House Hotel, CCS Biomass Woodchipping Services, Kirktonfield Scott Sloan/David Sloan	BRCJ		 Peugeot 208	Gearbox after SS9			
47		Pump Technology, Matrix Construction, the Warren Estate Nabila Tejpar/Max Freeman	BRCJ		 Peugeot 208 R2	Went off - SS10			
48	22	Richard Phillipson/Paul Hudson	NRC2	1	 Honda Civic	1:20:48.4		1:20:48.4	25:49.7
107	19	Protec Ruairi Bell/Darren Garrod	BRCJ	7	 Ford Fiesta	1:06:04.4		1:06:04.4	11:05.7
110	7	Meirion Evans/Jonathan Jackson	BRC1	7	 Hyundai i20 R5	0:57:47.2		0:57:47.2	2:48.5







Visit Conwy Cambrian Rally - National A

Saturday 16th February 2019

Final Stage Times

No.	Driver	Class	SS 1	SS 2	SS 3	SS 4	SS 5	SS 6	SS 7	SS 8	SS 9	SS 10	Penalties
			Clocaenog 1	Alwen 1	Elsi 1	Crafnant 1	Gwydir 1	Alwen 2	Clocaenog 2	Crafnant 2	Gwydir 2	Elsi 2	
1	Pedro Heller	BRC1	4:33.5	6:28.3	6:34.4	5:45.9	5:28.6	6:33.1	4:33.8	5:44.6	5:35.6	6:35.2	
2	Alberto Heller	BRC1	4:32.5	6:23.2	6:29.0	5:35.2	5:27.8	6:26.8	4:32.7	5:43.3	5:35.7	6:44.2	
3	Matt Edwards	BRC1	4:17.6	6:06.5	6:14.2	5:25.4	5:12.3	6:11.5	4:17.4	5:28.1	5:16.5	6:29.2	
4	Tom Cave	BRC1	4:20.0	6:06.5	6:16.9	5:27.5	5:12.6	6:16.4	4:22.4	5:26.2	5:24.8	7:55.5	Retired
5	David Bogie	BRC1	4:16.8	6:09.2	6:18.9	5:26.3	5:15.9	6:13.7	4:18.7	5:32.7	5:21.7	6:31.3	
6	Martin McCormack	BRC1	4:21.0	6:08.5	6:17.4	5:35.1	5:16.6	6:21.0	4:25.5	5:47.0	5:21.3	6:33.3	
7	Josh Moffett	BRC1	4:23.5	6:18.7	6:30.3	5:33.8	5:21.3	6:22.5	4:26.1	5:54.4	5:23.9	6:35.7	
8	Desi Henry	BRC1	4:29.9	6:15.4	6:22.3	5:29.5	5:15.8	6:16.5	4:25.3	5:43.7	5:23.6	6:34.2	
9	Jonathan Greer	BRC1	4:30.6	6:19.9	6:23.8	5:34.5	5:24.4	6:20.8	4:26.3	6:21.1	5:39.7	Burst radiator - SS10	
10	Alex Laffey	BRC1	4:39.5	6:29.7	6:36.5	5:45.1	5:53.0	6:37.7	4:37.3	6:01.8	5:48.0	6:54.4	
14	Brendan Cumiskey	BRC1	4:35.5	6:27.4	6:28.3	5:41.0	5:33.7	6:32.0	4:36.3	5:52.1	5:40.6	6:55.7	
15	Thomas Preston	BRC1	4:42.0	6:34.0	6:35.1	5:45.4	5:46.7	6:40.2	4:37.6	5:55.7	5:46.9	6:43.6	
16	Sacha Kakad	BRC1	4:43.5	6:35.2	6:42.2	Stopped - SS4							
17	Alan Carmichael	BRC1	4:44.7	6:48.3	9:31.8	6:11.9	5:47.4	Did not start SS6					
19	Enda McCormack	BRC1	4:47.6	6:57.6	6:55.8	6:13.6	6:09.7	6:55.3	4:50.6	7:03.1	6:18.0	8:01.3	
35	James Williams	BRCJ	5:03.9	7:15.5	Mechanical SS3								
36	William Creighton	BRCJ	4:59.0	6:59.2	6:59.9	6:07.3	6:29.1	7:03.1	4:57.0	6:09.5	5:51.3	7:06.7	
37	Josh McErlean	BRCJ	4:54.0	6:54.8	7:10.9	6:15.3	5:54.6	7:05.4	4:57.8	6:39.2	5:56.0	7:17.8	
38	James Wilson	BRCJ	5:03.2	6:57.1	7:03.1	6:11.3	5:54.0	7:05.3	4:58.7	6:14.6	5:57.7	7:15.2	
39	Jordan Hone	BRCJ	4:56.9	6:54.6	7:13.0	6:10.9	6:03.2	7:04.8	4:58.7	6:19.2	6:02.7	7:26.8	
40	Marty Gallagher	BRCJ	4:56.2	7:00.2	7:07.8	6:12.7	6:00.8	7:08.7	5:00.7	6:18.4	5:59.7	7:19.0	
41	Jordan Reynolds	BRCJ	5:03.4	7:02.3	7:13.7	6:20.2	5:56.5	7:11.3	5:04.3	6:43.4	6:17.3	7:27.1	Retired
42	Finlay Retson	BRCJ	4:57.6	7:17.5	7:36.0	6:32.7	6:05.7	7:10.0	5:05.3	6:45.8	6:25.7	7:55.8	
43	John Morrison	NRC6	5:00.3	7:14.7	7:24.1	6:26.2	6:16.1	7:24.0	5:19.9	6:44.4	6:32.3	7:44.5	
44	Bart Lang	BRCJ	5:14.1	7:29.0	7:16.2	6:31.6	6:09.7	7:26.5	5:17.1	6:46.2	6:29.3	7:46.0	
46	Scott Sloan	BRCJ	5:21.2	7:29.3	7:37.5	6:46.1	6:18.9	7:53.2	5:18.6	6:49.2	6:25.9	Gearbox after SS9	
47	Nabila Tejpar	BRCJ	5:41.5	7:46.6	7:57.1	7:03.2	6:45.1	7:52.1	5:37.0	7:25.6	7:12.2	Went off - SS10	
48	Richard Phillipson	NRC2	6:14.4	8:28.9	8:31.1	7:56.0	7:33.0	9:05.6	6:26.2	8:55.2	8:15.4	9:22.6	
107	Ruairi Bell	BRCJ	5:01.7	7:03.2	7:12.5	6:18.9	6:01.8	7:08.0	5:00.9	6:20.4	5:57.0	10:00.0	
110	Meirion Evans	BRC1	4:35.5	6:20.8	6:33.9	5:38.3	5:32.3	6:24.9	4:30.3	5:50.2	5:37.0	6:44.0	



Pos	No.	Driver/Co-driver	Class	Ovrl Pos.	Vehicle	Total Stages	Total Penalty	Total Time	Diff. Leader
Class BRC1									
1	3	Matt Edwards/Patrick Walsh	BRC1	1	 Ford Fiesta R5	0:54:58.7		0:54:58.7	
2	5	David Bogie/John Rowan	BRC1	2	 Škoda Fabia R5	0:55:25.2		0:55:25.2	0:26.5
3	6	Martin McCormack/Barney Mitchell	BRC1	3	 Škoda Fabia R5	0:56:06.7		0:56:06.7	1:08.0
4	8	Desi Henry/Liam Moynihan	BRC1	4	 Škoda Fabia	0:56:16.2		0:56:16.2	1:17.5
5	7	Josh Moffett/Keith Moriarty	BRC1	5	 Ford Fiesta R5	0:56:50.2		0:56:50.2	1:51.5
6	2	Alberto Heller/Jose Luis Diaz	BRC1	6	 Ford Fiesta R5	0:57:30.4		0:57:30.4	2:31.7
7	110	Meirion Evans/Jonathan Jackson	BRC1	7	 Hyundai i20 R5	0:57:47.2		0:57:47.2	2:48.5
8	1	Pedro Heller/Marc Marti	BRC1	8	 Ford Fiesta R5	0:57:53.0		0:57:53.0	2:54.3
9	14	Brendan Cumiskey/Ronan O'Kane	BRC1	9	 Škoda Fabia R5	0:58:22.6		0:58:22.6	3:23.9
10	15	Thomas Preston/Andrew Roughead	BRC1	10	 Škoda Fabia R5	0:59:07.2		0:59:07.2	4:08.5
11	10	Alex Laffey/Stuart Loudon	BRC1	11	 Ford Fiesta R5	0:59:23.0		0:59:23.0	4:24.3
12	19	Enda McCormack/Paul Sheridan	BRC1	17	 Ford Fiesta R5	1:04:12.6		1:04:12.6	9:13.9
Class BRCJ									
1	38	James Wilson/Arthur Kierans	BRCJ	12	 Peugeot 208 R2	1:02:40.2		1:02:40.2	
2	36	William Creighton/Liam Regan	BRCJ	13	 Peugeot 208	1:02:42.1		1:02:42.1	0:01.9
3	40	Marty Gallagher/Dean O'Sullivan	BRCJ	14	 Peugeot 208 R2	1:03:04.2		1:03:04.2	0:24.0
4	37	Josh McErlean/Ger Conway	BRCJ	15	 Peugeot 208 R2	1:03:05.8		1:03:05.8	0:25.6
5	39	Jordan Hone/Aileen Kelly	BRCJ	16	 Opel Adam R2	1:03:10.8		1:03:10.8	0:30.6
6	42	Finlay Retson/Tom Hynd	BRCJ	18	 Ford Fiesta R2T	1:05:52.1		1:05:52.1	3:11.9
7	107	Ruairi Bell/Darren Garrod	BRCJ	19	 Ford Fiesta	1:06:04.4		1:06:04.4	3:24.2
8	44	Bart Lang/Sinclair Young	BRCJ	21	 Ford Fiesta R2T	1:06:25.7		1:06:25.7	3:45.5
Class NRC2									
1	48	Richard Phillipson/Paul Hudson	NRC2	22	 Honda Civic	1:20:48.4		1:20:48.4	
Class NRC6									
1	43	John Morrison/Peter Carstairs	NRC6	20	 Mitsubishi Lancer Evo IX	1:06:06.5		1:06:06.5	



Visit Conwy Cambrian Rally - National A

Saturday 16th February 2019

Final Retirements

Listed by Competition Number

8 Retirements



No.	Driver/Co-driver	Class	Vehicle	Location	Reason
4	Tom Cave/Dale Bowen	BRC1	Hyundai i20	MC6	Retired after SS10
9	Jonathan Greer/Kirsty Riddick	BRC1	Ford Fiesta R5	Stage 10	Burst radiator - SS10
16	Sacha Kakad/James Aldridge	BRC1	Ford Fiesta R5	TC4	Stopped - SS4
17	Alan Carmichael/Claire Williams	BRC1	Hyundai R5	TC6	Did not start SS6
35	James Williams/Tom Woodburn	BRCJ	Ford Fiesta R2T	Stage 3	Mechanical SS3
41	Jordan Reynolds/Peredur Davies	BRCJ	Ford Fiesta R2T	MC6	Mechanical on road section after SS10
46	Scott Sloan/David Sloan	BRCJ	Peugeot 208	TC10	Gearbox after SS9
47	Nabila Tejpar/Max Freeman	BRCJ	Peugeot 208 R2	Stage 10	Went off - SS10



SS 1 Clocaenog 1 Fastest 68.13mph Length 4.86 mile			SS 2 Alwen 1 Fastest 66.99mph Length 6.82 mile			SS 3 Elsi 1 Fastest 46.27mph Length 4.81 mile			SS 4 Crafnant 1 Fastest 53.33mph Length 4.82 mile			SS 5 Gwydir 1 Fastest 55.91mph Length 4.85 mile		
No.	Driver	Time	No.	Driver	Time	No.	Driver	Time	No.	Driver	Time	No.	Driver	Time
5	Bogie	4:16.8	3=	Edwards	6:06.5	3	Edwards	6:14.2	3	Edwards	5:25.4	3	Edwards	5:12.3
3	Edwards	4:17.6	4=	Cave	6:06.5	4	Cave	6:16.9	5	Bogie	5:26.3	4	Cave	5:12.6
4	Cave	4:20.0	6	McCormack	6:08.5	6	McCormack	6:17.4	4	Cave	5:27.5	8	Henry	5:15.8
6	McCormack	4:21.0	5	Bogie	6:09.2	5	Bogie	6:18.9	8	Henry	5:29.5	5	Bogie	5:15.9
7	Moffett	4:23.5	8	Henry	6:15.4	8	Henry	6:22.3	7	Moffett	5:33.8	6	McCormack	5:16.6
8	Henry	4:29.9	7	Moffett	6:18.7	9	Greer	6:23.8	9	Greer	5:34.5	7	Moffett	5:21.3
9	Greer	4:30.6	9	Greer	6:19.9	14	Cumiskey	6:28.3	6	McCormack	5:35.1	9	Greer	5:24.4
2	Heller	4:32.5	110	Evans	6:20.8	2	Heller	6:29.0	2	Heller	5:35.2	2	Heller	5:27.8
1	Heller	4:33.5	2	Heller	6:23.2	7	Moffett	6:30.3	110	Evans	5:38.3	1	Heller	5:28.6
14=	Cumiskey	4:35.5	14	Cumiskey	6:27.4	110	Evans	6:33.9	14	Cumiskey	5:41.0	110	Evans	5:32.3
SS 6 Alwen 2 Fastest 66.09mph Length 6.82 mile			SS 7 Clocaenog 2 Fastest 67.97mph Length 4.86 mile			SS 8 Crafnant 2 Fastest 53.19mph Length 4.82 mile			SS 9 Gwydir 2 Fastest 55.17mph Length 4.85 mile			SS 10 Elsi 2 Fastest 44.49mph Length 4.81 mile		
No.	Driver	Time	No.	Driver	Time	No.	Driver	Time	No.	Driver	Time	No.	Driver	Time
3	Edwards	6:11.5	3	Edwards	4:17.4	4	Cave	5:26.2	3	Edwards	5:16.5	3	Edwards	6:29.2
5	Bogie	6:13.7	5	Bogie	4:18.7	3	Edwards	5:28.1	6	McCormack	5:21.3	5	Bogie	6:31.3
4	Cave	6:16.4	4	Cave	4:22.4	5	Bogie	5:32.7	5	Bogie	5:21.7	6	McCormack	6:33.3
8	Henry	6:16.5	8	Henry	4:25.3	2	Heller	5:43.3	8	Henry	5:23.6	8	Henry	6:34.2
9	Greer	6:20.8	6	McCormack	4:25.5	8	Henry	5:43.7	7	Moffett	5:23.9	1	Heller	6:35.2
6	McCormack	6:21.0	7	Moffett	4:26.1	1	Heller	5:44.6	4	Cave	5:24.8	7	Moffett	6:35.7
7	Moffett	6:22.5	9	Greer	4:26.3	6	McCormack	5:47.0	1	Heller	5:35.6	15	Preston	6:43.6
110	Evans	6:24.9	110	Evans	4:30.3	110	Evans	5:50.2	2	Heller	5:35.7	110	Evans	6:44.0
2	Heller	6:26.8	2	Heller	4:32.7	14	Cumiskey	5:52.1	110	Evans	5:37.0	2	Heller	6:44.2
14	Cumiskey	6:32.0	1	Heller	4:33.8	7	Moffett	5:54.4	9	Greer	5:39.7	10	Laffey	6:54.4

Final Ten Leading Positions after Each Stage

SS 1 Clocaenog 1 Gravel Length 4.86 mile			SS 2 Alwen 1 Gravel Length 6.82 mile			SS 3 Elsi 1 Gravel Length 4.81 mile			SS 4 Crafnant 1 Gravel Length 4.82 mile			SS 5 Gwydir 1 Gravel Length 4.85 mile		
No.	Driver	Total	No.	Driver	Total	No.	Driver	Total	No.	Driver	Total	No.	Driver	Total
5	Bogie	0:04:16.8	3	Edwards	0:10:24.1	3	Edwards	0:16:38.3	3	Edwards	0:22:03.7	3	Edwards	0:27:16.0
3	Edwards	0:04:17.6	5	Bogie	0:10:26.0	4	Cave	0:16:43.4	4	Cave	0:22:10.9	4	Cave	0:27:23.5
4	Cave	0:04:20.0	4	Cave	0:10:26.5	5	Bogie	0:16:44.9	5	Bogie	0:22:11.2	5	Bogie	0:27:27.1
6	McCormack	0:04:21.0	6	McCormack	0:10:29.5	6	McCormack	0:16:46.9	6	McCormack	0:22:22.0	6	McCormack	0:27:38.6
7	Moffett	0:04:23.5	7	Moffett	0:10:42.2	8	Henry	0:17:07.6	8	Henry	0:22:37.1	8	Henry	0:27:52.9
8	Henry	0:04:29.9	8	Henry	0:10:45.3	7	Moffett	0:17:12.5	7	Moffett	0:22:46.3	7	Moffett	0:28:07.6
9	Greer	0:04:30.6	9	Greer	0:10:50.5	9	Greer	0:17:14.3	9	Greer	0:22:48.8	9	Greer	0:28:13.2
2	Heller	0:04:32.5	2	Heller	0:10:55.7	2	Heller	0:17:24.7	2	Heller	0:22:59.9	2	Heller	0:28:27.7
1	Heller	0:04:33.5	110	Evans	0:10:56.3	110	Evans	0:17:30.2	110	Evans	0:23:08.5	110	Evans	0:28:40.8
14=	Cumiskey	0:04:35.5	1	Heller	0:11:01.8	14	Cumiskey	0:17:31.2	14	Cumiskey	0:23:12.2	14	Cumiskey	0:28:45.9
SS 6 Alwen 2 Gravel Length 6.82 mile			SS 7 Clocaenog 2 Gravel Length 4.86 mile			SS 8 Crafnant 2 Gravel Length 4.82 mile			SS 9 Gwydir 2 Gravel Length 4.85 mile			SS 10 Elsi 2 Gravel Length 4.81 mile		
No.	Driver	Total	No.	Driver	Total	No.	Driver	Total	No.	Driver	Total	No.	Driver	Total
3	Edwards	0:33:27.5	3	Edwards	0:37:44.9	3	Edwards	0:43:13.0	3	Edwards	0:48:29.5	3	Edwards	0:54:58.7
4	Cave	0:33:39.9	5	Bogie	0:37:59.5	4	Cave	0:43:28.5	4	Cave	0:48:53.3	5	Bogie	0:55:25.2
5	Bogie	0:33:40.8	4	Cave	0:38:02.3	5	Bogie	0:43:32.2	5	Bogie	0:48:53.9	6	McCormack	0:56:06.7
6	McCormack	0:33:59.6	6	McCormack	0:38:25.1	6	McCormack	0:44:12.1	6	McCormack	0:49:33.4	8	Henry	0:56:16.2
8	Henry	0:34:09.4	8	Henry	0:38:34.7	8	Henry	0:44:18.4	8	Henry	0:49:42.0	7	Moffett	0:56:50.2
7	Moffett	0:34:30.1	7	Moffett	0:38:56.2	7	Moffett	0:44:50.6	7	Moffett	0:50:14.5	2	Heller	0:57:30.4
9	Greer	0:34:34.0	9	Greer	0:39:00.3	2	Heller	0:45:10.5	2	Heller	0:50:46.2	110	Evans	0:57:47.2
2	Heller	0:34:54.5	2	Heller	0:39:27.2	9	Greer	0:45:21.4	9	Greer	0:51:01.1	1	Heller	0:57:53.0
110	Evans	0:35:05.7	110	Evans	0:39:36.0	110	Evans	0:45:26.2	110	Evans	0:51:03.2	14	Cumiskey	0:58:22.6
14	Cumiskey	0:35:17.9	14	Cumiskey	0:39:54.2	1	Heller	0:45:42.2	1	Heller	0:51:17.8	15	Preston	0:59:07.2



Visit Conwy Cambrian Rally - National A

Saturday 16th February 2019

Final Stage Positions



Total number of fastest times, second fastest times etc.

No.	Driver	1	2	3	4	5	6	7	8	9	10	11	12	13	14	15
3	Matt Edwards	8	2	-	-	-	-	-	-	-	-	-	-	-	-	-
4	Tom Cave	2	2	4	-	-	1	-	-	-	-	-	-	-	-	-
5	David Bogie	1	4	2	3	-	-	-	-	-	-	-	-	-	-	-
6	Martin McCormack	-	1	3	1	2	1	2	-	-	-	-	-	-	-	-
8	Desi Henry	-	-	1	5	3	1	-	-	-	-	-	-	-	-	-
2	Alberto Heller	-	-	-	1	-	-	-	5	4	-	-	-	-	-	-
7	Josh Moffett	-	-	-	-	3	4	1	-	1	1	-	-	-	-	-
9	Jonathan Greer	-	-	-	-	1	2	4	-	-	1	-	-	-	-	-
1	Pedro Heller	-	-	-	-	1	1	1	-	2	1	3	-	1	-	-
14	Brendan Cumiskey	-	-	-	-	-	-	1	-	1	4	4	-	-	-	-
15	Thomas Preston	-	-	-	-	-	-	1	-	-	-	1	4	4	-	-
110	Meirion Evans	-	-	-	-	-	-	-	5	2	3	-	-	-	-	-
10	Alex Laffey	-	-	-	-	-	-	-	-	-	1	1	5	2	1	-
36	William Creighton	-	-	-	-	-	-	-	-	-	-	-	1	1	2	2
38	James Wilson	-	-	-	-	-	-	-	-	-	-	-	-	1	1	1
17	Alan Carmichael	-	-	-	-	-	-	-	-	-	-	-	-	1	-	2
16	Sacha Kakad	-	-	-	-	-	-	-	-	-	-	-	-	-	3	-
19	Enda McCormack	-	-	-	-	-	-	-	-	-	-	-	-	-	2	1
37	Josh McErlean	-	-	-	-	-	-	-	-	-	-	-	-	-	1	1
40	Marty Gallagher	-	-	-	-	-	-	-	-	-	-	-	-	-	-	2
39	Jordan Hone	-	-	-	-	-	-	-	-	-	-	-	-	-	-	1

Note: where more than one competitor has the same stage time, they are all credited with the same stage position.



Visit Conwy Cambrian Rally - National A

Saturday 16th February 2019

Final Time Chart

Competitors in order of time taken on each stage



Posn	Stage															
	1 Clocaenog 1		2 Alwen 1		3 Elsi 1		4 Crafnant 1		5 Gwydir 1		6 Alwen 2		7 Clocaenog 2		8 Crafnant 2	
1	5	4:16.8	3=	6:06.5	3	6:14.2	3	5:25.4	3	5:12.3	3	6:11.5	3	4:17.4	4	5:26.2
2	3	4:17.6	4=	6:06.5	4	6:16.9	5	5:26.3	4	5:12.6	5	6:13.7	5	4:18.7	3	5:28.1
3	4	4:20.0	6	6:08.5	6	6:17.4	4	5:27.5	8	5:15.8	4	6:16.4	4	4:22.4	5	5:32.7
4	6	4:21.0	5	6:09.2	5	6:18.9	8	5:29.5	5	5:15.9	8	6:16.5	8	4:25.3	2	5:43.3
5	7	4:23.5	8	6:15.4	8	6:22.3	7	5:33.8	6	5:16.6	9	6:20.8	6	4:25.5	8	5:43.7
6	8	4:29.9	7	6:18.7	9	6:23.8	9	5:34.5	7	5:21.3	6	6:21.0	7	4:26.1	1	5:44.6
7	9	4:30.6	9	6:19.9	14	6:28.3	6	5:35.1	9	5:24.4	7	6:22.5	9	4:26.3	6	5:47.0
8	2	4:32.5	110	6:20.8	2	6:29.0	2	5:35.2	2	5:27.8	110	6:24.9	110	4:30.3	110	5:50.2
9	1	4:33.5	2	6:23.2	7	6:30.3	110	5:38.3	1	5:28.6	2	6:26.8	2	4:32.7	14	5:52.1
10	14=	4:35.5	14	6:27.4	110	6:33.9	14	5:41.0	110	5:32.3	14	6:32.0	1	4:33.8	7	5:54.4
11	110=	4:35.5	1	6:28.3	1	6:34.4	10	5:45.1	14	5:33.7	1	6:33.1	14	4:36.3	15	5:55.7
12	10	4:39.5	10	6:29.7	15	6:35.1	15	5:45.4	15	5:46.7	10	6:37.7	10	4:37.3	10	6:01.8
13	15	4:42.0	15	6:34.0	10	6:36.5	1	5:45.9	17	5:47.4	15	6:40.2	15	4:37.6	36	6:09.5
14	16	4:43.5	16	6:35.2	16	6:42.2	36	6:07.3	10	5:53.0	19	6:55.3	19	4:50.6	38	6:14.6
15	17	4:44.7	17	6:48.3	19	6:55.8	39	6:10.9	38	5:54.0	36	7:03.1	36	4:57.0	40	6:18.4
16	19	4:47.6	39	6:54.6	36	6:59.9	38	6:11.3	37	5:54.6	39	7:04.8	37	4:57.8	39	6:19.2
17	37	4:54.0	37	6:54.8	38	7:03.1	17	6:11.9	41	5:56.5	38	7:05.3	38=	4:58.7	107	6:20.4
18	40	4:56.2	38	6:57.1	40	7:07.8	40	6:12.7	40	6:00.8	37	7:05.4	39=	4:58.7	9	6:21.1
19	39	4:56.9	19	6:57.6	37	7:10.9	19	6:13.6	107	6:01.8	107	7:08.0	40	5:00.7	37	6:39.2
20	42	4:57.6	36	6:59.2	107	7:12.5	37	6:15.3	39	6:03.2	40	7:08.7	107	5:00.9	41	6:43.4
21	36	4:59.0	40	7:00.2	39	7:13.0	107	6:18.9	42	6:05.7	42	7:10.0	41	5:04.3	43	6:44.4
22	43	5:00.3	41	7:02.3	41	7:13.7	41	6:20.2	19=	6:09.7	41	7:11.3	42	5:05.3	42	6:45.8
23	107	5:01.7	107	7:03.2	44	7:16.2	43	6:26.2	44=	6:09.7	43	7:24.0	44	5:17.1	44	6:46.2
24	38	5:03.2	43	7:14.7	43	7:24.1	44	6:31.6	43	6:16.1	44	7:26.5	46	5:18.6	46	6:49.2
25	41	5:03.4	35	7:15.5	42	7:36.0	42	6:32.7	46	6:18.9	47	7:52.1	43	5:19.9	19	7:03.1
26	35	5:03.9	42	7:17.5	46	7:37.5	46	6:46.1	36	6:29.1	46	7:53.2	47	5:37.0	47	7:25.6
27	44	5:14.1	44	7:29.0	47	7:57.1	47	7:03.2	47	6:45.1	48	9:05.6	48	6:26.2	48	8:55.2
28	46	5:21.2	46	7:29.3	48	8:31.1	48	7:56.0	48	7:33.0						
29	47	5:41.5	47	7:46.6	17	9:31.8										
30	48	6:14.4	48	8:28.9												



Visit Conwy Cambrian Rally - National A

Saturday 16th February 2019

Final Time Chart

Competitors in order of time taken on each stage



Posn	Stage			
	9 Gwydir 2		10 Elsi 2	
1	3	5:16.5	3	6:29.2
2	6	5:21.3	5	6:31.3
3	5	5:21.7	6	6:33.3
4	8	5:23.6	8	6:34.2
5	7	5:23.9	1	6:35.2
6	4	5:24.8	7	6:35.7
7	1	5:35.6	15	6:43.6
8	2	5:35.7	110	6:44.0
9	110	5:37.0	2	6:44.2
10	9	5:39.7	10	6:54.4
11	14	5:40.6	14	6:55.7
12	15	5:46.9	36	7:06.7
13	10	5:48.0	38	7:15.2
14	36	5:51.3	37	7:17.8
15	37	5:56.0	40	7:19.0
16	107	5:57.0	39	7:26.8
17	38	5:57.7	41	7:27.1
18	40	5:59.7	43	7:44.5
19	39	6:02.7	44	7:46.0
20	41	6:17.3	4	7:55.5
21	19	6:18.0	42	7:55.8
22	42	6:25.7	19	8:01.3
23	46	6:25.9	48	9:22.6
24	44	6:29.3	107	10:00.0
25	43	6:32.3		
26	47	7:12.2		
27	48	8:15.4		





Posn	Stage													
	1 Clocaenog 1		2 Alwen 1		3 Elsi 1		4 Crafnant 1		5 Gwydir 1		6 Alwen 2		7 Clocaenog 2	
1	5	0:04:16.8	3	0:10:24.1	3	0:16:38.3	3	0:22:03.7	3	0:27:16.0	3	0:33:27.5	3	0:37:44.9
2	3	0:04:17.6	5	0:10:26.0	4	0:16:43.4	4	0:22:10.9	4	0:27:23.5	4	0:33:39.9	5	0:37:59.5
3	4	0:04:20.0	4	0:10:26.5	5	0:16:44.9	5	0:22:11.2	5	0:27:27.1	5	0:33:40.8	4	0:38:02.3
4	6	0:04:21.0	6	0:10:29.5	6	0:16:46.9	6	0:22:22.0	6	0:27:38.6	6	0:33:59.6	6	0:38:25.1
5	7	0:04:23.5	7	0:10:42.2	8	0:17:07.6	8	0:22:37.1	8	0:27:52.9	8	0:34:09.4	8	0:38:34.7
6	8	0:04:29.9	8	0:10:45.3	7	0:17:12.5	7	0:22:46.3	7	0:28:07.6	7	0:34:30.1	7	0:38:56.2
7	9	0:04:30.6	9	0:10:50.5	9	0:17:14.3	9	0:22:48.8	9	0:28:13.2	9	0:34:34.0	9	0:39:00.3
8	2	0:04:32.5	2	0:10:55.7	2	0:17:24.7	2	0:22:59.9	2	0:28:27.7	2	0:34:54.5	2	0:39:27.2
9	1	0:04:33.5	110	0:10:56.3	110	0:17:30.2	110	0:23:08.5	110	0:28:40.8	110	0:35:05.7	110	0:39:36.0
10	14=	0:04:35.5	1	0:11:01.8	14	0:17:31.2	14	0:23:12.2	14	0:28:45.9	14	0:35:17.9	14	0:39:54.2
11	110=	0:04:35.5	14	0:11:02.9	1	0:17:36.2	1	0:23:22.1	1	0:28:50.7	1	0:35:23.8	1	0:39:57.6
12	10	0:04:39.5	10	0:11:09.2	10	0:17:45.7	10	0:23:30.8	15	0:29:23.2	10	0:36:01.5	10	0:40:38.8
13	15	0:04:42.0	15	0:11:16.0	15	0:17:51.1	15	0:23:36.5	10	0:29:23.8	15	0:36:03.4	15	0:40:41.0
14	16	0:04:43.5	16	0:11:18.7	16	0:18:00.9	19	0:24:54.6	19	0:31:04.3	19	0:37:59.6	19	0:42:50.2
15	17	0:04:44.7	17	0:11:33.0	19	0:18:41.0	36	0:25:05.4	38	0:31:08.7	38	0:38:14.0	38	0:43:12.7
16	19	0:04:47.6	19	0:11:45.2	36	0:18:58.1	38	0:25:14.7	37	0:31:09.6	37	0:38:15.0	37	0:43:12.8
17	37	0:04:54.0	37	0:11:48.8	37	0:18:59.7	37	0:25:15.0	40	0:31:17.7	39	0:38:23.4	39	0:43:22.1
18	40	0:04:56.2	39	0:11:51.5	38	0:19:03.4	39	0:25:15.4	39	0:31:18.6	40	0:38:26.4	40	0:43:27.1
19	39	0:04:56.9	40	0:11:56.4	40	0:19:04.2	40	0:25:16.9	36	0:31:34.5	36	0:38:37.6	36	0:43:34.6
20	42	0:04:57.6	36	0:11:58.2	39	0:19:04.5	107	0:25:36.3	41	0:31:36.1	107	0:38:46.1	107	0:43:47.0
21	36	0:04:59.0	38	0:12:00.3	107	0:19:17.4	41	0:25:39.6	107	0:31:38.1	41	0:38:47.4	41	0:43:51.7
22	43	0:05:00.3	107	0:12:04.9	41	0:19:19.4	43	0:26:05.3	43	0:32:21.4	42	0:39:39.5	42	0:44:44.8
23	107	0:05:01.7	41	0:12:05.7	43	0:19:39.1	42	0:26:23.8	42	0:32:29.5	43	0:39:45.4	43	0:45:05.3
24	38	0:05:03.2	43	0:12:15.0	42	0:19:51.1	44	0:26:30.9	44	0:32:40.6	44	0:40:07.1	44	0:45:24.2
25	41	0:05:03.4	42	0:12:15.1	44	0:19:59.3	46	0:27:14.1	17	0:33:04.1	46	0:41:26.2	46	0:46:44.8
26	35	0:05:03.9	35	0:12:19.4	46	0:20:28.0	17	0:27:16.7	46	0:33:33.0	47	0:43:05.6	47	0:48:42.6
27	44	0:05:14.1	44	0:12:43.1	17	0:21:04.8	47	0:28:28.4	47	0:35:13.5	48	0:47:49.0	48	0:54:15.2
28	46	0:05:21.2	46	0:12:50.5	47	0:21:25.2	48	0:31:10.4	48	0:38:43.4				
29	47	0:05:41.5	47	0:13:28.1	48	0:23:14.4								
30	48	0:06:14.4	48	0:14:43.3										



Visit Conwy Cambrian Rally - National A

Saturday 16th February 2019

Final Stage Chart

Cumulative positions after each stage (including all additional penalties)



Posn	Stage					
	8 Crafnant 2		9 Gwydir 2		10 Elsi 2	
1	3	0:43:13.0	3	0:48:29.5	3	0:54:58.7
2	4	0:43:28.5	4	0:48:53.3	5	0:55:25.2
3	5	0:43:32.2	5	0:48:53.9	6	0:56:06.7
4	6	0:44:12.1	6	0:49:33.4	8	0:56:16.2
5	8	0:44:18.4	8	0:49:42.0	7	0:56:50.2
6	7	0:44:50.6	7	0:50:14.5	2	0:57:30.4
7	2	0:45:10.5	2	0:50:46.2	110	0:57:47.2
8	9	0:45:21.4	9	0:51:01.1	1	0:57:53.0
9	110	0:45:26.2	110	0:51:03.2	14	0:58:22.6
10	1	0:45:42.2	1	0:51:17.8	15	0:59:07.2
11	14	0:45:46.3	14	0:51:26.9	10	0:59:23.0
12	15	0:46:36.7	15	0:52:23.6	38	1:02:40.2
13	10	0:46:40.6	10	0:52:28.6	36	1:02:42.1
14	38	0:49:27.3	38	0:55:25.0	40	1:03:04.2
15	39	0:49:41.3	36	0:55:35.4	37	1:03:05.8
16	36	0:49:44.1	39	0:55:44.0	39	1:03:10.8
17	40	0:49:45.5	40	0:55:45.2	19	1:04:12.6
18	37	0:49:52.0	37	0:55:48.0	42	1:05:52.1
19	19	0:49:53.3	107	0:56:04.4	107	1:06:04.4
20	107	0:50:07.4	19	0:56:11.3	43	1:06:06.5
21	41	0:50:35.1	41	0:56:52.4	44	1:06:25.7
22	42	0:51:30.6	42	0:57:56.3	48	1:20:48.4
23	43	0:51:49.7	43	0:58:22.0		
24	44	0:52:10.4	44	0:58:39.7		
25	46	0:53:34.0	46	0:59:59.9		
26	47	0:56:08.2	47	1:03:20.4		
27	48	1:03:10.4	48	1:11:25.8		

