

U A C Autotest

21 April 2018

| Comp No | Competitor | TOTAL | Class Position | Run 1 | Run 2 | Run 3 | SUB | Run 4 | Run 5 | Run 6 | SUB | Run 7 | Run 8 | Run 9 | SUB | Run 10 | Run 11 | Run 12 | TOTAL |
|---------|-----------------|-------|----------------|-----------------|-----------------|-----------------|-------|-----------------|-----------------|-----------------|-------|-----------------|-----------------|-----------------|-------|-----------------|-----------------|-----------------|-------|
| A1 | PAUL MOONEY | 596.9 | 1 | 52.5 | 49.9 | 48.0 | 150.4 | 51.4 | 48.9 | 46.5 | 297.2 | 56.5 | 49.5 | 46.7 | 449.9 | 51.7 | 48.2 | 47.1 | 596.9 |
| A4 | JAMES WILSON | 615.3 | 2 | 54.9 | 52.3 | 50.9 | 158.1 | 53.8 | 51.0 | 48.6 | 311.5 | 52.8 | 51.1 | 47.9 | 463.3 | 53.8 | 49.1 | 49.1 | 615.3 |
| A2 | PETER GRIMES | 619.8 | 3 | 54.6 | 49.0 | 53.4 | 157.0 | 54.8 | 51.3 | 50.4 | 313.5 | 55.9 | 49.0 | 46.8 | 465.2 | 52.5 | 48.4 | 53.7 | 619.8 |
| A5 | CHRIS GRIMES | 648.2 | 4 | 58.5 | 56.5 | 53.4 | 168.4 | 57.5 | 51.6 | 50.8 | 328.3 | 57.3 | 50.8 | 51.7 | 488.1 | 56.5 | 50.8 | 52.8 | 648.2 |
| A10 | PAUL PHELAN | 713.3 | 5 | 60.5 | 54.5 | 66.3 | 181.3 | 63.8 | 54.7 | 61.5 | 361.3 | 62.7 | 55.0 | 59.3 | 538.3 | 61.5 | 55.1 | 58.4 | 713.3 |
| B2 | ASHLEY LAMONT | 589.7 | 1 | 52.0 | 46.9 | 48.0 | 146.9 | 50.7 | 46.5 | 48.0 | 292.1 | 51.3 | 51.9 | 47.4 | 442.7 | 53.4 | 46.5 | 47.1 | 589.7 |
| C2 | ROBIN LYONS | 631.2 | 1 | 76.8 | 50.2 | 50.3 | 177.3 | 57.4 | 48.3 | 49.4 | 332.4 | 53.5 | 48.1 | 48.4 | 482.4 | 52.4 | 47.7 | 48.7 | 631.2 |
| C1 | NORMAN FERGUSON | 653.0 | 2 | 56.8 | 53.0 | 51.6 | 161.4 | 55.5 | 53.5 | 52.7 | 323.1 | 59.6 | 52.6 | 50.9 | 486.2 | 56.7 | 51.9 | 58.2 | 653.0 |
| D5 | DAVID THOMPSON | 604.9 | 1 | 54.8 | 50.8 | 48.6 | 154.2 | 53.9 | 49.9 | 48.5 | 306.5 | 53.6 | 48.2 | 47.9 | 456.2 | 53.4 | 47.7 | 47.6 | 604.9 |
| D1 | MARK KING | 643.4 | 2 | 55.3 | 49.0 | 51.1 | 155.4 | 56.9 | 54.7 | 49.6 | 316.6 | 55.1 | 49.9 | 49.1 | 470.7 | 60.4 | 52.5 | 59.8 | 643.4 |
| D2 | JAMIE MCMILLAN | 672.7 | 3 | 67.2 | 53.5 | 68.6 | 189.3 | 57.5 | 50.7 | 57.0 | 354.5 | 59.0 | 51.6 | 50.3 | 515.4 | 54.2 | 53.9 | 49.2 | 672.7 |
| D4 | GEORGE MCMILLAN | 696.5 | 4 | 59.1 | 57.0 | 67.6 | 183.7 | 58.7 | 55.2 | 54.4 | 352.0 | 59.0 | 61.7 | 54.2 | 526.9 | 59.5 | 55.9 | 54.2 | 696.5 |
| D6 | DAMIEN MOONEY | 811.1 | 5 | 70.3 | 64.9 | 68.6 | 203.8 | 73.9 | 60.8 | 68.5 | 407.0 | 63.6 | 64.6 | 67.9 | 603.1 | 73.4 | 67.7 | 66.9 | 811.1 |

- 1 Penalty
- 2 Penalties
- 3 Penalties
- Fail



Sponsored by McMillan Specialist Cars

U A C Autotest

21 April 2018

| Comp No | Competitor | TOTAL | Overall Position | Run 1 | Run 2 | Run 3 | SUB | Run 4 | Run 5 | Run 6 | SUB | Run 7 | Run 8 | Run 9 | SUB | Run 10 | Run 11 | Run 12 | TOTAL |
|---------|-----------------|-------|------------------|-----------------|-------------|-----------------|-------|-----------------|-------------|-----------------|-------|-------------|-------------|-------------|-------|-----------------|-------------|-----------------|-------|
| B2 | ASHLEY LAMONT | 589.7 | 1 | 52.0 | 46.9 | 48.0 | 146.9 | 50.7 | 46.5 | 48.0 | 292.1 | 51.3 | 51.9 | 47.4 | 442.7 | 53.4 | 46.5 | 47.1 | 589.7 |
| A1 | PAUL MOONEY | 596.9 | 2 | 52.5 | 49.9 | 48.0 | 150.4 | 51.4 | 48.9 | 46.5 | 297.2 | 56.5 | 49.5 | 46.7 | 449.9 | 51.7 | 48.2 | 47.1 | 596.9 |
| D5 | DAVID THOMPSON | 604.9 | 3 | 54.8 | 50.8 | 48.6 | 154.2 | 53.9 | 49.9 | 48.5 | 306.5 | 53.6 | 48.2 | 47.9 | 456.2 | 53.4 | 47.7 | 47.6 | 604.9 |
| A4 | JAMES WILSON | 615.3 | 4 | 54.9 | 52.3 | 50.9 | 158.1 | 53.8 | 51.0 | 48.6 | 311.5 | 52.8 | 51.1 | 47.9 | 463.3 | 53.8 | 49.1 | 49.1 | 615.3 |
| A2 | PETER GRIMES | 619.8 | 5 | 54.6 | 49.0 | 53.4 | 157.0 | 54.8 | 51.3 | 50.4 | 313.5 | 55.9 | 49.0 | 46.8 | 465.2 | 52.5 | 48.4 | 53.7 | 619.8 |
| C2 | ROBIN LYONS | 631.2 | 6 | 55.8 | 50.2 | 50.3 | 177.3 | 57.4 | 48.3 | 49.4 | 332.4 | 53.5 | 48.1 | 48.4 | 482.4 | 52.4 | 47.7 | 48.7 | 631.2 |
| D1 | MARK KING | 643.4 | 7 | 55.3 | 49.0 | 51.1 | 155.4 | 56.9 | 54.7 | 49.6 | 316.6 | 55.1 | 49.9 | 49.1 | 470.7 | 60.4 | 52.5 | 59.8 | 643.4 |
| A5 | CHRIS GRIMES | 648.2 | 8 | 58.5 | 56.5 | 53.4 | 168.4 | 57.5 | 51.6 | 50.8 | 328.3 | 57.3 | 50.8 | 51.7 | 488.1 | 56.5 | 50.8 | 52.8 | 648.2 |
| C1 | NORMAN FERGUSON | 653.0 | 9 | 56.8 | 53.0 | 51.6 | 161.4 | 55.5 | 53.5 | 52.7 | 323.1 | 59.6 | 52.6 | 50.9 | 486.2 | 56.7 | 51.9 | 58.2 | 653.0 |
| D2 | JAMIE MCMILLAN | 672.7 | 10 | 67.2 | 53.5 | 68.6 | 189.3 | 57.5 | 50.7 | 57.0 | 354.5 | 59.0 | 51.6 | 50.3 | 515.4 | 54.2 | 53.9 | 49.2 | 672.7 |
| D4 | GEORGE MCMILLAN | 696.5 | 11 | 59.1 | 57.0 | 67.6 | 183.7 | 58.7 | 55.2 | 54.4 | 352.0 | 59.0 | 61.7 | 54.2 | 526.9 | 59.5 | 55.9 | 54.2 | 696.5 |
| A10 | PAUL PHELAN | 713.3 | 12 | 60.5 | 54.5 | 66.3 | 181.3 | 63.8 | 54.7 | 61.5 | 361.3 | 62.7 | 55.0 | 59.3 | 538.3 | 61.5 | 55.1 | 58.4 | 713.3 |
| D6 | DAMIEN MOONEY | 811.1 | 13 | 70.3 | 64.9 | 68.6 | 203.8 | 73.9 | 60.8 | 68.5 | 407.0 | 63.6 | 64.6 | 67.9 | 603.1 | 73.4 | 67.7 | 68.9 | 811.1 |

- 1 Penalty
- 2 Penalties
- 3 Penalties
- Fail



Sponsored by McMillan Specialist Cars

ANICC Autotest Clubman Challenge

| Comp No | Competitor | TOTAL | Class Position | Run 1 | Run 2 | Run 3 | SUB | Run 5 | Run 5 | Run 6 | SUB | Run 7 | Run 8 | Run 9 | TOTAL |
|---------|----------------|-------|----------------|-----------------|-----------------|-----------------|-------|-----------------|-----------------|-----------------|-------|-----------------|-----------------|-----------------|-------|
| A2 | GARY CAMPBELL | 318.9 | 1 | 35.8 | 31.0 | 43.1 | 109.9 | 35.2 | 31.1 | 38.1 | 214.3 | 35.7 | 31.0 | 37.9 | 318.9 |
| A1 | JACK GILLIS | 336.9 | 2 | 38.4 | 32.2 | 47.3 | 117.9 | 36.7 | 33.1 | 39.1 | 226.8 | 39.0 | 33.1 | 38.0 | 336.9 |
| A3 | CRAWFORD EWING | 367.4 | 3 | 55.6 | 30.5 | 42.2 | 128.5 | 35.7 | 32.9 | 41.1 | 238.2 | 55.7 | 32.4 | 41.1 | 367.4 |
| A4 | IAN MCCANN | 381.1 | 4 | 54.4 | 35.6 | 42.3 | 132.3 | 41.9 | 35.2 | 44.7 | 254.1 | 39.3 | 40.1 | 47.6 | 381.1 |
| B1 | GARETH MILLER | 334.7 | 1 | 42.2 | 37.6 | 37.7 | 117.5 | 44.5 | 31.3 | 41.7 | 235.0 | 34.2 | 30.4 | 35.1 | 334.7 |
| C4 | BEN COLHOUN | 348.7 | 1 | 42.1 | 33.3 | 39.6 | 115.0 | 34.4 | 32.5 | 44.1 | 226.0 | 36.0 | 41.1 | 45.6 | 348.7 |
| C3 | ANDREW EARNEY | 354.5 | 2 | 39.3 | 34.7 | 47.0 | 121.0 | 37.1 | 34.0 | 41.4 | 233.5 | 38.6 | 33.8 | 48.6 | 354.5 |
| C5 | JIMMY DOUGAN | 386.0 | 3 | 56.2 | 40.1 | 43.8 | 140.1 | 54.4 | 38.9 | 41.3 | 274.7 | 39.1 | 31.6 | 40.6 | 386.0 |
| C1 | RICHARD EARNEY | 422.6 | 4 | 36.2 | 31.8 | 38.0 | 106.0 | 34.6 | 52.5 | 61.3 | 254.4 | 56.0 | 51.6 | 60.6 | 422.6 |
| D10 | MARK BRIEN | 360.4 | 1 | 47.2 | 33.1 | 41.5 | 121.8 | 37.3 | 36.5 | 42.5 | 238.1 | 44.2 | 34.3 | 43.8 | 360.4 |
| D8 | BRENDAN MOONEY | 364.1 | 2 | 43.4 | 37.4 | 43.7 | 124.5 | 38.6 | 40.6 | 44.9 | 248.6 | 39.6 | 34.2 | 41.7 | 364.1 |
| D4 | KEVIN MCNAMEE | 365.1 | 3 | 39.2 | 36.4 | 45.5 | 121.1 | 41.5 | 42.4 | 43.4 | 248.4 | 38.0 | 34.4 | 44.3 | 365.1 |
| D5 | LIAM SHAW | 417.8 | 4 | 59.2 | 37.0 | 61.5 | 157.7 | 47.8 | 36.8 | 46.8 | 289.1 | 46.9 | 35.5 | 46.3 | 417.8 |
| D2 | DEREK HARRISON | 476.6 | 5 | 53.4 | 53.1 | 58.5 | 165.0 | 50.8 | 51.6 | 58.9 | 326.3 | 48.2 | 44.0 | 58.1 | 476.6 |

1 Penalty
 2 Penalties
 3 Penalties
 Fail

ANICC Autotest Legends Challenge





| Comp No | Competitor | TOTAL | Class Position | Run 1 | Run 2 | Run 3 | SUB | Run 4 | Run 5 | Run 6 | SUB | Run 7 | Run 8 | Run 9 | TOTAL |
|---------|---------------|-------|----------------|-------|-------|-------|------|-----------------|-------|-------|-------|-------|-------|-------|-------|
| B1 | DAVID JENKINS | 300.8 | 1 | 31.6 | 30.8 | 35.1 | 97.5 | 37.3 | 30.5 | 36.3 | 201.6 | 31.5 | 31.0 | 36.7 | 300.8 |



Sponsored by *McMillan Specialist Cars*

ANICC Autotest Clubman Challenge

| Comp No | Competitor | TOTAL | Overall Position | Run 1 | Run 2 | Run 3 | SUB | Run 5 | Run 5 | Run 6 | SUB | Run 7 | Run 8 | Run 9 | TOTAL |
|---------|----------------|-------|------------------|-------------|-------------|-------------|-------|-------------|-------------|-------------|-------|-------------|-------------|-------------|-------|
| A2 | GARY CAMPBELL | 318.9 | 1 | 35.8 | 31.0 | 43.1 | 109.9 | 35.2 | 31.1 | 38.1 | 214.3 | 35.7 | 31.0 | 37.9 | 318.9 |
| B1 | GARETH MILLER | 334.7 | 2 | 42.2 | 37.6 | 37.7 | 117.5 | 44.5 | 31.3 | 41.7 | 235.0 | 34.2 | 30.4 | 35.1 | 334.7 |
| A1 | JACK GILLIS | 336.9 | 3 | 38.4 | 32.2 | 47.3 | 117.9 | 36.7 | 33.1 | 39.1 | 226.8 | 39.0 | 33.1 | 38.0 | 336.9 |
| C4 | BEN COLHOUN | 348.7 | 4 | 42.1 | 33.3 | 39.6 | 115.0 | 34.4 | 32.5 | 44.1 | 226.0 | 36.0 | 41.1 | 45.6 | 348.7 |
| C3 | ANDREW EARNEY | 354.5 | 5 | 39.3 | 34.7 | 47.0 | 121.0 | 37.1 | 34.0 | 41.4 | 233.5 | 38.6 | 33.8 | 48.6 | 354.5 |
| D10 | MARK BRIEN | 360.4 | 6 | 47.2 | 33.1 | 41.5 | 121.8 | 37.3 | 36.5 | 42.5 | 238.1 | 44.2 | 34.3 | 43.8 | 360.4 |
| D8 | BRENDAN MOONEY | 364.1 | 7 | 43.4 | 37.4 | 43.7 | 124.5 | 38.6 | 40.6 | 44.9 | 248.6 | 39.6 | 34.2 | 41.7 | 364.1 |
| D4 | KEVIN MCNAMEE | 365.1 | 8 | 39.2 | 36.4 | 45.5 | 121.1 | 41.5 | 42.4 | 43.4 | 248.4 | 38.0 | 34.4 | 44.3 | 365.1 |
| A3 | CRAWFORD EWING | 367.4 | 9 | 55.8 | 30.5 | 42.2 | 128.5 | 35.7 | 32.9 | 41.1 | 238.2 | 55.7 | 32.4 | 41.1 | 367.4 |
| A4 | IAN MCCANN | 381.1 | 10 | 54.4 | 35.6 | 42.3 | 132.3 | 41.9 | 35.2 | 44.7 | 254.1 | 39.3 | 40.1 | 47.6 | 381.1 |
| C5 | JIMMY DOUGAN | 386.0 | 11 | 56.2 | 40.1 | 43.8 | 140.1 | 54.4 | 38.9 | 41.3 | 274.7 | 39.1 | 31.6 | 40.6 | 386.0 |
| D5 | LIAM SHAW | 417.8 | 12 | 59.2 | 37.0 | 61.5 | 157.7 | 47.8 | 36.8 | 46.8 | 289.1 | 46.9 | 35.5 | 46.3 | 417.8 |
| C1 | RICHARD EARNEY | 422.6 | 13 | 36.2 | 31.8 | 38.0 | 106.0 | 34.6 | 52.5 | 61.3 | 254.4 | 56.0 | 51.6 | 60.6 | 422.6 |
| D2 | DEREK HARRISON | 476.6 | 14 | 53.4 | 53.1 | 58.5 | 165.0 | 50.8 | 51.6 | 58.9 | 326.3 | 48.2 | 44.0 | 58.1 | 476.6 |

1 Penalty 
 2 Penalties 
 3 Penalties 
 Fail 

ANICC Autotest Legends Challenge

| Comp No | Competitor | TOTAL | Overall Position | Run 1 | Run 2 | Run 3 | SUB | Run 4 | Run 5 | Run 6 | SUB | Run 7 | Run 8 | Run 9 | TOTAL |
|---------|---------------|-------|------------------|-------|-------|-------|------|-------------|-------|-------|-------|-------|-------|-------|-------|
| B1 | DAVID JENKINS | 300.8 | 1 | 31.6 | 30.8 | 35.1 | 97.5 | 37.3 | 30.5 | 36.3 | 201.6 | 31.5 | 31.0 | 36.7 | 300.8 |

