

Nicky Grist Stages - National B

Saturday 8th July 2017

Final Award Winners




Pos	No.	Driver/Co-Driver	Class	Vehicle	Total	Diff. Leader	Overall Pos
First Overall - Driver: Russel Brookes Trophy & replica. Co-Driver: Mike Broad Trophy & replica							
1	5	Stephen Petch/Michael Wilkinson	B14	Ford Fiesta WRC	0:46:48.7		1
Second Overall							
2	9	Peter Taylor/Andrew Roughead	B14	Ford Fiesta WRC	0:46:56.8	0:08.1	2
Third Overall							
3	8	Callum Black/Elliott Edmondson	B14	Ford Fiesta R5+	0:47:05.5	0:16.8	3
Best Historic Crew - The Classic Motor Show Award and replica							
1	94	Steve Ward/Mike Crawford	H2	Ford Escort Mk2	0:54:24.7		33
Class RF1.4							
1	125	Bart Lang/Sinclair Young	RF1.4	Nissan Micra	0:59:05.1		53
Class RF1.6							
		No finisher eligible					
Class 1400C							
1	76	Joe Evett/Matt Fowle	1400C	MG ZR	0:55:10.3		35
Class 1400S							
1	47	Dave Brick/Toby Brick	1400S	Vauxhall Nova	0:52:29.5		17
Class N3							
1	68	Sam Bilham/Cameron Fair	N3	Ford Fiesta ST	0:55:36.0		38
Class NR4							
1	20	Sacha Kakad/James Aldridge	NR4	Mitsubishi Evo X	0:48:20.9		5
Class B10							
1	67	Bob Vardy/Keaton Williams	B10	Ford Fiesta R2	0:53:34.4		22
Class B11							
1	75	Owen Mc MacKin/Lee Taylor	B11	Ford Escort Mk2	0:52:18.9		16
Class B12							
1	42	Richard Sykes/Simon Taylor	B12	Citroën DS3 R3T	0:51:30.6		13
Class B13							
1	26	Toni Carannante/Simon Coates	B13	Subaru Impreza STi	0:51:04.1		11
Class B14							
1	14	Martyn England/Dawn England	B14	Ford Fiesta R5+	0:48:12.4		4
Class H1							
1	131	Ken Davies/Alan Jones	H1	Volvo Amazon	1:02:05.2		69
Class H2							
1	86	Christopher Lloyd/Rhys Jones	H2	Ford Escort Mk2	0:55:57.5		39
Class H3							
1	82	Paul Gunter/Jack Walby	H3	Ford Escort RS	0:55:17.3		36
Highest placed Quinton MC Driver - QMC Shield and award							
1	34	Paul Walker	B13	Subaru Impreza	0:51:41.2		14
Highest placed Quinton MC Co-Driver - QMC Shield and award							
1	109	Nathan Crewe	B13	Mitsubishi Lancer Evo 9	0:57:09.8		46

Issued at 18:45 on 8 July 2017

1

Results by Tynemouth Computer Services





Nicky Grist Stages - National B

Saturday 8th July 2017

Final Results




Pos	No.	Driver/Co-driver	Class	Class Posn.	Vehicle	Total Stages	Total Penalty	Total Time	Diff. Leader
1	5	Stephen Petch/Michael Wilkinson	B14	1	Ford Fiesta WRC	0:46:48.7		0:46:48.7	
2	9	Peter Taylor/Andrew Roughead	B14	2	Ford Fiesta WRC	0:46:56.8		0:46:56.8	0:08.1
3	8	Callum Black/Elliott Edmondson	B14	3	Ford Fiesta R5+	0:47:05.5		0:47:05.5	0:16.8
4	14	Martyn England/Dawn England	B14	4	Ford Fiesta R5+	0:48:12.4		0:48:12.4	1:23.7
5	20	Sacha Kakad/James Aldridge	NR4	1	Mitsubishi Evo X	0:48:20.9		0:48:20.9	1:32.2
6	18	Russ Thompson/Andy Murphy	NR4	2	Mitsubishi Evo 9	0:48:26.6		0:48:26.6	1:37.9
7	19	Richard Hill/Steffan Evans	NR4	3	Mitsubishi Evo IV	0:49:00.3		0:49:00.3	2:11.6
8	21	Peter M Stephenson/Will Rogers	B14	5	Ford Focus WRC 06	0:49:12.5		0:49:12.5	2:23.8
9	17	Pat Naylor/Ian Lawrence	NR4	4	Mitsubishi Evo 9	0:49:12.8		0:49:12.8	2:24.1
10	23	Wug Utting/Bob Stokoe	NR4	5	Subaru Impreza N12b	0:50:37.3		0:50:37.3	3:48.6
11	26	Toni Carannante/Simon Coates	B13	1	Subaru Impreza STi	0:51:04.1		0:51:04.1	4:15.4
12	31	Simon Rogers/Wyn Davies	B13	2	Mitsubishi Evo 6	0:51:05.5		0:51:05.5	4:16.8
13	42	Richard Sykes/Simon Taylor	B12	1	Citroën DS3 R3T	0:51:30.6		0:51:30.6	4:41.9
14	34	Paul Walker/Geraint Thomas	B13	3	Subaru Impreza	0:51:41.2		0:51:41.2	4:52.5
15	30	Scott Faulkner/Dom Adams	NR4	6	Mitsubishi Evo 9	0:51:41.3		0:51:41.3	4:52.6
16	75	Owen Mc MacKin/Lee Taylor	B11	1	Ford Escort Mk2	0:52:18.9		0:52:18.9	5:30.2
17	47	Dave Brick/Toby Brick	1400S	1	Vauxhall Nova	0:52:29.5		0:52:29.5	5:40.8
18	66	Nick Dobson/Steve Pugh	B11	2	Ford Escort RS	0:52:49.4		0:52:49.4	6:00.7
19	27	Peter Smith/Alun Cook	B13	4	Subaru STi	0:52:50.0		0:52:50.0	6:01.3
20	62	Andrew Fox/Jaime-Lee Fox	B12	2	BMW 325i	0:53:05.0		0:53:05.0	6:16.3
21	60	Andy Davison/Tom Murphy	B11	3	Talbot Sunbeam VXR	0:53:30.2		0:53:30.2	6:41.5
22	67	Bob Vardy/Keaton Williams	B10	1	Ford Fiesta R2	0:53:34.4		0:53:34.4	6:45.7
23	29	Peter Baylis/Anthony Blyth	B13	5	Mitsubishi Evo 9	0:53:39.6		0:53:39.6	6:50.9
24	53	Steve Hopewell/Clive (Selwyn) Jones	B11	4	Ford Escort	0:53:45.4		0:53:45.4	6:56.7
25	89	Jordan Reynolds/Richard Pashley	B10	2	Ford Fiesta R2	0:53:47.3		0:53:47.3	6:58.6
26	141	Richard Barrow/Andrew Richards	B13	6	Subaru Impreza	0:53:54.7		0:53:54.7	7:06.0
27	59	Barry Jordan/James Gratton-Smith	B10	3	Hillman Avenger BRM	0:53:59.2		0:53:59.2	7:10.5
28	88	Daniel Beckham/Howard Pridmore	B11	5	Ford Fiesta RWD	0:54:01.5		0:54:01.5	7:12.8
29	72	Tony Simpson/Ian Bevan	B10	4	Ford Fiesta	0:54:02.3		0:54:02.3	7:13.6
30	33	Jonathan Caen/Mark Morris	B13	7	Mitsubishi Evo 3	0:54:04.5		0:54:04.5	7:15.8
31	56	Colin Griffiths/Siobhan Pugh	B12	3	BMW Compact	0:54:08.3		0:54:08.3	7:19.6
32	50	Tony Williams/Karen Phelps	B11	6	Ford Escort RS	0:54:15.7		0:54:15.7	7:27.0
33	94	Steve Ward/Mike Crawford	H2	1	Ford Escort Mk2	0:54:24.7		0:54:24.7	7:36.0
34	87	David Jones/Glyn Price	B12	4	BMW E30	0:55:04.2		0:55:04.2	8:15.5
35	76	Joe Evett/Matt Fowle	1400C	1	MG ZR	0:55:10.3		0:55:10.3	8:21.6
36	82	Paul Gunter/Jack Walby	H3	1	Ford Escort RS	0:55:17.3		0:55:17.3	8:28.6
37	63	Tim Phelps/Elwyn Manuel	B12	5	Ford Escort Mk2	0:55:25.1		0:55:25.1	8:36.4
38	68	Sam Bilham/Cameron Fair	N3	1	Ford Fiesta ST	0:55:36.0		0:55:36.0	8:47.3
39	86	Christopher Lloyd/Rhys Jones	H2	2	Ford Escort Mk2	0:55:57.5		0:55:57.5	9:08.8
40	81	Tim Bevan/Gareth Parry	B12	6	BMW 328i	0:56:07.7		0:56:07.7	9:19.0
41	95	Geoff Phelps/Richard Suter	B11	7	Ford Escort	0:56:09.0		0:56:09.0	9:20.3
42	97	Finley Retson/Tom Hynd	N3	2	Ford Fiesta ST	0:56:15.8		0:56:15.8	9:27.1
43	74	Paul Bonas/Arwel Jenkins	B13	8	Subaru Impreza	0:56:20.6		0:56:20.6	9:31.9
44	100	Garry Mannion/Rhys Stoneman	B13	9	Subaru Impreza	0:56:58.5		0:56:58.5	10:09.8
45	99	Carl Davies/Richard Jones	1400C	2	Nissan Micra	0:57:00.9		0:57:00.9	10:12.2
46	109	Geoff Cottrill/Nathan Crewe	B13	10	Mitsubishi Lancer Evo 9	0:57:09.8		0:57:09.8	10:21.1
47	90	Tommi Meadows/Ian Oakley	1400S	2	Ford Ka	0:57:32.7		0:57:32.7	10:44.0
48	80	Graham Thatcher/Paul Williams	B13	11	Subaru Impreza	0:57:52.8		0:57:52.8	11:04.1
49	103	Alan Desbois/Peter Littlefield	B10	5	Peugeot 306RWD	0:57:54.4		0:57:54.4	11:05.7
50	84	Graham Waite/Gill Cotton	B10	6	Toyota Corolla	0:57:56.3		0:57:56.3	11:07.6
51	112	Glynne Jones/Daniel May	B10	7	Ford Fiesta R200	0:58:20.7		0:58:20.7	11:32.0
52	91	Julian Barnett/Sasha Heriot	NR4	7	Subaru Impreza	0:58:33.0		0:58:33.0	11:44.3
53	125	Bart Lang/Sinclair Young	RF1.4	1	Nissan Micra	0:59:05.1		0:59:05.1	12:16.4
54	115	Steve Deeley/Alan Proudman	B10	8	Peugeot 205 1.6 GTi	0:59:08.6		0:59:08.6	12:19.9

Issued at 18:45 on 8 July 2017

2

Results by Tynemouth Computer Services





Nicky Grist Stages - National B

Saturday 8th July 2017

Final Results




Pos	No.	Driver/Co-driver	Class	Class Posn.	Vehicle	Total Stages	Total Penalty	Total Time	Diff. Leader
55	122	Andrew Hebron/Darren MacDonald	B10	9	Ford Puma	0:59:10.9		0:59:10.9	12:22.2
56	93	Ryan Blandford/Chris Dove	B10	10	Citroën C2R2	0:59:30.0		0:59:30.0	12:41.3
57	77	Ed Fossey/Chris Sharpe-Simkiss	1400S	3	Vauxhall Corsa	0:59:30.4		0:59:30.4	12:41.7
58	110	Rhydian Price/Peredur Wyn Davies	N3	3	Ford Fiesta	0:59:47.9		0:59:47.9	12:59.2
59	117	Guy Butler/Jamie MacTavish	N3	4	Ford Fiesta ST	0:59:49.7		0:59:49.7	13:01.0
60	116	George Morrison/Jon Quintrell	1400C	3	MG ZR	1:00:08.8		1:00:08.8	13:20.1
61	107	Douglas Utting/Sam Jackson	B10	11	Volkswagen Polo GTI	1:00:17.5		1:00:17.5	13:28.8
62	78	Robin Eyre-Maunsell/Peter Scott	B13	12	Subaru Impreza	1:00:46.9		1:00:46.9	13:58.2
63	111	Pete Gorst/Phil King	1400C	4	Citroën Saxo	1:01:01.0		1:01:01.0	14:12.3
64	104	Bernie McLean/Garth Howell	B11	8	Lotus Elise	1:01:22.9		1:01:22.9	14:34.2
65	124	Saleh Hijazi/Abi Haycock	B11	9	MG ZR	1:01:28.5		1:01:28.5	14:39.8
66	118	Robert Aslett/Ashley Aslett	B13	13	Subaru Impreza	1:01:33.2		1:01:33.2	14:44.5
67	108	Chris Hickman/Alex Stanbury	RF1.4	2	MG ZR	1:01:45.0		1:01:45.0	14:56.3
68	51	Ross Leach/Hannah McKillop	B13	14	Subaru Impreza	1:01:55.7		1:01:55.7	15:07.0
69	131	Ken Davies/Alan Jones	H1	1	Volvo Amazon	1:02:05.2		1:02:05.2	15:16.5
70	120	Richard Gemmell/Matt Beebe	1400C	5	MG ZR	1:02:14.6		1:02:14.6	15:25.9
71	132	Richard Phillipson/Stefan Arndt	H2	3	Opel Kadett Coupe C	1:02:47.8		1:02:47.8	15:59.1
72	133	Alan King/Sion Cunniff	B13	15	Suzuki Grand Vitara	1:03:05.5		1:03:05.5	16:16.8
73	137	Miles Chamberlain/Nick Wilkins	H2	4	Ford Cortina	1:03:20.4		1:03:20.4	16:31.7
74	130	David Perkins/Jordan Joines	RF1.4	3	Nissan Micra	1:03:05.9	1:00.0	1:04:05.9	17:17.2
75	129	Craig King/Paul Kendrick	1400C	6	Peugeot 106 XSI	1:05:27.1		1:05:27.1	18:38.4

Issued at 18:45 on 8 July 2017

3

Results by Tynemouth Computer Services





Nicky Grist Stages - National B

Saturday 8th July 2017

Final Results by Competition Number

Results to MC2




No.	Pos	Entrant/Sponsor Driver/Co-driver	Class	Class Posn.	Vehicle	Total Stages	Total Penalty	Total Time	Diff. Leader
5	1	WD40, SGP Motorsport and SG Petch 4x4 Stephen Petch/Michael Wilkinson	B14	1	Ford Fiesta WRC	0:46:48.7		0:46:48.7	
8	3	DMACK, PFC Brakes, 586 Sports Callum Black/Elliott Edmondson	B14	3	Ford Fiesta R5+	0:47:05.5		0:47:05.5	0:16.8
9	2	Westlands Country Park Peter Taylor/Andrew Roughead	B14	2	Ford Fiesta WRC	0:46:56.8		0:46:56.8	0:08.1
12		Hugh Hunter/Rob Fagg	B14		Ford Fiesta R5	Misfire in SS5			
14	4	E-Civils, KSM Plant, S W Motorsport Martyn England/Dawn England	B14	4	Ford Fiesta R5+	0:48:12.4		0:48:12.4	1:23.7
15		Kumho Tyre, Sj&s Williams, DPF Lampeter Dylan Davies/Llion Williams	B13		Subaru Impreza	Power steering pipe - SS6			
16		Llanarth Auto Services Andy Davies/Max Freeman	NR4		Subaru Impreza	Stopped - SS1			
17	9	Mercian Cutting Tools , Maxxis Tyres, JCB, GPM Pat Naylor/Ian Lawrence	NR4	4	Mitsubishi Evo 9	0:49:12.8		0:49:12.8	2:24.1
18	6	GPM & SW Engineering Russ Thompson/Andy Murphy	NR4	2	Mitsubishi Evo 9	0:48:26.6		0:48:26.6	1:37.9
19	7	R H Motors Richard Hill/Steffan Evans	NR4	3	Mitsubishi Evo IV	0:49:00.3		0:49:00.3	2:11.6
20	5	Westbase Technology Limited Sacha Kakad/James Aldridge	NR4	1	Mitsubishi Evo X	0:48:20.9		0:48:20.9	1:32.2
21	8	Able UK Ltd Peter M Stephenson/Will Rogers	B14	5	Ford Focus WRC 06	0:49:12.5		0:49:12.5	2:23.8
23	10	Utting Estates. Geoff Jones Motorsport Wug Utting/Bob Stokoe	NR4	5	Subaru Impreza N12b	0:50:37.3		0:50:37.3	3:48.6
26	11	Sheffield Rolling Road. Juice Motorsport Toni Carannante/Simon Coates	B13	1	Subaru Impreza STi	0:51:04.1		0:51:04.1	4:15.4
27	19	Swift Caravans Peter Smith/Alun Cook	B13	4	Subaru STi	0:52:50.0		0:52:50.0	6:01.3
29	23	Artificial Lawn Company Peter Baylis/Anthony Blyth	B13	5	Mitsubishi Evo 9	0:53:39.6		0:53:39.6	6:50.9
30	15	Scott Faulkner/Dom Adams	NR4	6	Mitsubishi Evo 9	0:51:41.3		0:51:41.3	4:52.6
31	12	Simon Rogers/Wyn Davies	B13	2	Mitsubishi Evo 6	0:51:05.5		0:51:05.5	4:16.8
33	30	PET Tool Hire Jonathan Caen/Mark Morris	B13	7	Mitsubishi Evo 3	0:54:04.5		0:54:04.5	7:15.8
34	14	Paul Walker/Geraint Thomas	B13	3	Subaru Impreza	0:51:41.2		0:51:41.2	4:52.5
42	13	GI Sykes, Bathams Ales, Boroughbridge Marina Richard Sykes/Simon Taylor	B12	1	Citroën DS3 R3T	0:51:30.6		0:51:30.6	4:41.9
43		Burton Power Ashley Davies/Sam Fordham	B12		Ford Escort RS	Mechanical - SS2			
44		Alun Roberts/Aled Edwards	B10		Ford Ka	Alternator - Arrival SS1			
45		Thomas Terry Brown/Den Golding	H3		Ford Escort Mk11	Engine over heated before SS1			
47	17	TNT Tyres Ltd Dave Brick/Toby Brick	1400S	1	Vauxhall Nova	0:52:29.5		0:52:29.5	5:40.8
49		Herefordshire Raceway Chris Powell/Jim Lewis	1400S		Talbot Sunbeam	Stopped in SS8			
50	32	Tony Williams Accident Repairs Tony Williams/Karen Phelps	B11	6	Ford Escort RS	0:54:15.7		0:54:15.7	7:27.0
51	68	Ranne Racing Ross Leach/Hannah McKillop	B13	14	Subaru Impreza	1:01:55.7		1:01:55.7	15:07.0
52		Nigel E Hepburn Ltd/Jason Lepley Motorsport George Lepley/Alex Kihurani	B12		Ford Escort	Brakes - SS5			
53	24	Steve Hopewell/Clive (Selwyn) Jones	B11	4	Ford Escort	0:53:45.4		0:53:45.4	6:56.7

Issued at 18:45 on 8 July 2017

4

Results by Tynemouth Computer Services





Nicky Grist Stages - National B

Saturday 8th July 2017

Final Results by Competition Number

Results to MC2




No.	Pos	Entrant/Sponsor Driver/Co-driver	Class	Class Posn.	Vehicle	Total Stages	Total Penalty	Total Time	Diff. Leader
54		Hywel Davies/Simon Jones	B10		Ford Escort	Gearbox after SS2			
55		Gary Smith/Paul Spooner	H3		Ford Escort Mk1	Retired in auxiliary service			
56	31	Colin Griffiths/Siobhan Pugh	B12	3	BMW Compact	0:54:08.3		0:54:08.3	7:19.6
57		Brace's Bread... Enough Said							
		Dave Jenkins/Tim (The Sump) Samuel	H3		Ford Escort RS	Retired after SS2			
58		Vincent Dobson Builders							
		David Dobson/Osian Owen	H2		Ford Escort Mk2	Mechanical - in service			
59	27	Jordan Road Surfacing, Jondel, GJM							
		Barry Jordan/James Gratton-Smith	B10	3	Hillman Avenger BRM	0:53:59.2		0:53:59.2	7:10.5
60	21	RES Teesdale Scaffold Ltd							
		Andy Davison/Tom Murphy	B11	3	Talbot Sunbeam VXR	0:53:30.2		0:53:30.2	6:41.5
61		PJS Marine							
		Paul Street/Ian Jones	H3		Ford Escort	Halfshaft failure - SS1			
62	20	Fitzgerald Plant Services							
		Andrew Fox/Jaime-Lee Fox	B12	2	BMW 325i	0:53:05.0		0:53:05.0	6:16.3
63	37	Tim Phelps/Elwyn Manuel	B12	5	Ford Escort Mk2	0:55:25.1		0:55:25.1	8:36.4
65		GB Motorservices Ross-on-Wye							
		Gary Bolland/Russell Joseph	B13		Subaru Impreza Wagon	Split hose			
66	18	Vincent Dobson (Builders)							
		Nick Dobson/Steve Pugh	B11	2	Ford Escort RS	0:52:49.4		0:52:49.4	6:00.7
67	22	Brettex, Maun Motors, Elite Lubricants, Total							
		Bob Vardy/Keaton Williams	B10	1	Ford Fiesta R2	0:53:34.4		0:53:34.4	6:45.7
68	38	Ent: 2300 Club John Easson Award Spon: Calvert Construction							
		Sam Bilham/Cameron Fair	N3	1	Ford Fiesta ST	0:55:36.0		0:55:36.0	8:47.3
70		Colin Telfer Engineering							
		Alasdair Currie/Steven Brown	N3		Ford Fiesta ST	Broken stub axle - SS4			
71		Jon Ambler/Doug Chivers	N3		Ford Fiesta ST	OTL - SF2			
72	29	Tony Simpson/Ian Bevan	B10	4	Ford Fiesta	0:54:02.3		0:54:02.3	7:13.6
74	43	Rallynuts Motorsport							
		Paul Bonas/Arwel Jenkins	B13	8	Subaru Impreza	0:56:20.6		0:56:20.6	9:31.9
75	16	McMackin Contracts Ltd							
		Owen Mc MacKin/Lee Taylor	B11	1	Ford Escort Mk2	0:52:18.9		0:52:18.9	5:30.2
76	35	Joe Evett/Matt Fowle	1400C	1	MG ZR	0:55:10.3		0:55:10.3	8:21.6
77	57	Yokohama, NextBigStep, Caravansites, HEROCK							
		Ed Fossey/Chris Sharpe-Simkiss	1400S	3	Vauxhall Corsa	0:59:30.4		0:59:30.4	12:41.7
78	62	Geoff Jones Motorsport							
		Robin Eyre-Maunsell/Peter Scott	B13	12	Subaru Impreza	1:00:46.9		1:00:46.9	13:58.2
79		Trackspeed Ltd							
		David Ashburn/Jonny Tad Evans	B13		Mitsubishi Evo X	Down bank - SS3			
80	48	Pembridge Vehicle Management Ltd							
		Graham Thatcher/Paul Williams	B13	11	Subaru Impreza	0:57:52.8		0:57:52.8	11:04.1
81	40	Nothern Industrial Battery Services							
		Tim Bevan/Gareth Parry	B12	6	BMW 328i	0:56:07.7		0:56:07.7	9:19.0
82	36	Entrant: BG Landrovers Ltd							
		Paul Gunter/Jack Walby	H3	1	Ford Escort RS	0:55:17.3		0:55:17.3	8:28.6
83		Chris Browne Builders							
		Josh Browne/Jane Edgington	H2		Ford Escort Mk2	Bent anti roll bar - Service			
84	50	Graham Waite/Gill Cotton	B10	6	Toyota Corolla	0:57:56.3		0:57:56.3	11:07.6
86	39	Melvyn Evans Motorsport							
		Christopher Lloyd/Rhys Jones	H2	2	Ford Escort Mk2	0:55:57.5		0:55:57.5	9:08.8
87	34	G.J. Price (Transport)							
		David Jones/Glyn Price	B12	4	BMW E30	0:55:04.2		0:55:04.2	8:15.5
88	28	Daniel Beckham/Howard Pridmore	B11	5	Ford Fiesta RWD	0:54:01.5		0:54:01.5	7:12.8

Issued at 18:45 on 8 July 2017

5

Results by Tynemouth Computer Services





Nicky Grist Stages - National B

Saturday 8th July 2017

Final Results by Competition Number

Results to MC2




No.	Pos	Entrant/Sponsor Driver/Co-driver	Class	Class Posn.	Vehicle	Total Stages	Total Penalty	Total Time	Diff. Leader
89	25	MH Motorsport-Bill Gwynne Rally School Jordan Reynolds/Richard Pashley	B10	2	Ford Fiesta R2	0:53:47.3		0:53:47.3	6:58.6
90	47	Motordrive Seats Tommi Meadows/Ian Oakey	1400S	2	Ford Ka	0:57:32.7		0:57:32.7	10:44.0
91	52	Polesworth Garage/Central Maintenance Solutions Julian Barnett/Sasha Heriot	NR4	7	Subaru Impreza	0:58:33.0		0:58:33.0	11:44.3
93	56	Real Plumbing and Heating Ryan Blandford/Chris Dove	B10	10	Citroën C2R2	0:59:30.0		0:59:30.0	12:41.3
94	33	My Storage Pod, Geoff Jones Motorsport Steve Ward/Mike Crawford	H2	1	Ford Escort Mk2	0:54:24.7		0:54:24.7	7:36.0
95	41	G & S Phelps Geoff Phelps/Richard Suter	B11	7	Ford Escort	0:56:09.0		0:56:09.0	9:20.3
96		MGL Electrical Martin Laverty/Phill Kenny	N3		Ford Fiesta	Stopped - SS2			
97	42	Finley Retson/Tom Hynd	N3	2	Ford Fiesta ST	0:56:15.8		0:56:15.8	9:27.1
99	45	Staion Works Garage Carl Davies/Richard Jones	1400C	2	Nissan Micra	0:57:00.9		0:57:00.9	10:12.2
100	44	G.Mannion Ralling Garry Mannion/Rhys Stoneman	B13	9	Subaru Impreza	0:56:58.5		0:56:58.5	10:09.8
101		TBA Jeremy Wells/David Gregory	H3		Ford Escort Mk1	Gearbox after SS5			
103	49	Alan Desbois/Peter Littlefield	B10	5	Peugeot 306RWD	0:57:54.4		0:57:54.4	11:05.7
104	64	Bernie McLean/Garth Howell	B11	8	Lotus Elise	1:01:22.9		1:01:22.9	14:34.2
105		MA Ponsonby International Haulage Pete Barlow/Mark Dillon	B11		Ford Escort Mk2	Retired			
107	61	Douglas Utting/Sam Jackson	B10	11	Volkswagen Polo GTI	1:00:17.5		1:00:17.5	13:28.8
108	67	Chris Hickman/Alex Stanbury	RF1.4	2	MG ZR	1:01:45.0		1:01:45.0	14:56.3
109	46	Cottrill Transport Ltd Geoff Cottrill/Nathan Crewe	B13	10	Mitsubishi Lancer Evo 9	0:57:09.8		0:57:09.8	10:21.1
110	58	R Keith Price Haulage, Kevin Williams Plant Hire Rhydian Price/Peredur Wyn Davies	N3	3	Ford Fiesta	0:59:47.9		0:59:47.9	12:59.2
111	63	Westmorland Flooring Pete Gorst/Phil King	1400C	4	Citroën Saxo	1:01:01.0		1:01:01.0	14:12.3
112	51	Entrant: TNS Rally Glynne Jones/Daniel May	B10	7	Ford Fiesta R200	0:58:20.7		0:58:20.7	11:32.0
115	54	Le Monde Bar & Grill Cardiff Steve Deeley/Alan Proudman	B10	8	Peugeot 205 1.6 GTi	0:59:08.6		0:59:08.6	12:19.9
116	60	George Morrison/Jon Quintrell	1400C	3	MG ZR	1:00:08.8		1:00:08.8	13:20.1
117	59	Entrant: Rallyme.co.uk/Rallycarsforhire.co.uk Guy Butler/Jamie MacTavish	N3	4	Ford Fiesta ST	0:59:49.7		0:59:49.7	13:01.0
118	66	Ashley Aslett Robert Aslett/Ashley Aslett	B13	13	Subaru Impreza	1:01:33.2		1:01:33.2	14:44.5
119		Entrant: Richard Cole Contracting Rich Cole/Matthew Nicholas	1400S		Ford Escort Mk2	Snapped oil pump belt after SS5			
120	70	Richard Gemmell/Matt Beebe	1400C	5	MG ZR	1:02:14.6		1:02:14.6	15:25.9
122	55	Andrew Hebron/Darren MacDonald	B10	9	Ford Puma	0:59:10.9		0:59:10.9	12:22.2
124	65	The Pallet Company Saleh Hijazi/Abi Haycock	B11	9	MG ZR	1:01:28.5		1:01:28.5	14:39.8
125	53	LangSport Bart Lang/Sinclair Young	RF1.4	1	Nissan Micra	0:59:05.1		0:59:05.1	12:16.4
126		Ross Clements/Christopher Lear	1400C		MG ZR	Gearbox			
127		Jonathan Pickering/Simon Broom	RF1.4		Nissan Micra	Steering before SS5			
128		Peter Hedges/Alan Jones	1400C		Vauxhall Nova	Electrical problem before SS1			

Issued at 18:45 on 8 July 2017

6

Results by Tynemouth Computer Services





Nicky Grist Stages - National B

Saturday 8th July 2017

Final Results by Competition Number

Results to MC2




No.	Pos	Entrant/Sponsor Driver/Co-driver	Class	Class Posn.	Vehicle	Total Stages	Total Penalty	Total Time	Diff. Leader
129	75	Craig King/Paul Kendrick	1400C	6	Peugeot 106 XSI	1:05:27.1		1:05:27.1	18:38.4
130	74	Jewson, Parkside Veterinary Practice, Rhylytreexhaust David Perkins/Jordan Joines	RF1.4	3	Nissan Micra	1:03:05.9	1:00.0	1:04:05.9	17:17.2
131	69	KGD Ken Davies/Alan Jones	H1	1	Volvo Amazon	1:02:05.2		1:02:05.2	15:16.5
132	71	Richard Phillipson/Stefan Arndt	H2	3	Opel Kadett Coupe C	1:02:47.8		1:02:47.8	15:59.1
133	72	Entrant: Rallyme.co.uk/Rallycarsforhire.co.uk Alan King/Sion Cunniff	B13	15	Suzuki Grand Vitara	1:03:05.5		1:03:05.5	16:16.8
135		Damion Thomas/Paul Bevan	B10		Peugeot 206	Oil Leak - In service			
136		Adam Ripper/Paul Gallagher	B11		Ford Fiesta	Did not complete SS4			
137	73	Miles Chamberlain/Nick Wilkins	H2	4	Ford Cortina	1:03:20.4		1:03:20.4	16:31.7
141	26	A and B Contractors Richard Barrow/Andrew Richards	B13	6	Subaru Impreza	0:53:54.7		0:53:54.7	7:06.0

Issued at 18:45 on 8 July 2017

7

Results by Tynemouth Computer Services






Nicky Grist Stages - National B

Saturday 8th July 2017

Final Stage Times



No.	Driver	Class	SS 1	SS 2	SS 3	SS 4	SS 5	SS 6	SS 7	SS 8	Penalties	
			Monument 1	Route 60 1	Halfway 1	Crychan 1	Monument 2	Route 60 2	Halfway 2	Crychan 2		
5	Stephen Petch	B14	5:05.9	5:01.3	5:12.0	8:39.0	4:53.0	4:58.2	4:48.9	8:10.4		
8	Callum Black	B14	5:14.2	4:59.8	5:13.0	8:38.0	4:51.4	4:58.1	4:52.9	8:18.1		
9	Peter Taylor	B14	5:02.8	4:58.4	5:15.0	9:01.0	4:46.9	4:51.5	4:51.7	8:09.5		
12	Hugh Hunter	B14	5:10.4	5:07.2	5:14.0	8:58.0	5:27.3	Misfire in SS5				
14	Martyn England	B14	5:09.2	5:06.4	5:18.0	8:57.0	4:58.1	5:03.5	5:03.7	8:36.5		
15	Dylan Davies	B13	5:17.4	5:08.7	5:21.0	8:50.0	5:17.8	Power steering pipe - SS6				
16	Andy Davies	NR4	Stopped - SS1									
17	Pat Naylor	NR4	5:18.8	5:06.7	5:13.0	9:06.0	5:26.4	5:12.6	5:04.2	8:45.1		
18	Russ Thompson	NR4	5:22.7	5:12.1	5:11.0	8:45.0	5:09.3	5:10.0	5:02.6	8:33.9		
19	Richard Hill	NR4	5:26.7	5:10.3	5:12.0	8:48.0	5:03.0	5:04.6	5:28.6	8:47.1		
20	Sacha Kakad	NR4	5:14.0	5:11.8	5:11.0	8:49.0	5:05.9	5:09.2	5:02.1	8:37.9		
21	Peter M Stephenson	B14	5:22.0	5:18.1	5:23.0	8:52.0	5:10.3	5:15.4	5:11.3	8:40.4		
23	Wug Utting	NR4	5:26.0	5:24.1	5:32.0	9:27.0	5:17.9	5:22.0	5:16.3	8:52.0		
26	Toni Carannante	B13	5:33.3	5:29.8	5:24.0	9:15.0	5:23.2	5:26.4	5:15.7	9:16.7		
27	Peter Smith	B13	5:47.5	5:39.5	5:49.0	9:40.0	5:33.1	5:34.5	5:27.2	9:19.2		
29	Peter Baylis	B13	5:44.3	5:42.4	5:50.0	10:00.0	5:36.5	5:43.1	5:39.7	9:23.6		
30	Scott Faulkner	NR4	5:41.0	5:37.0	5:34.0	9:23.0	5:29.1	5:31.8	5:19.9	9:05.5		
31	Simon Rogers	B13	5:36.8	5:31.4	5:20.0	9:15.0	5:25.3	5:23.6	5:23.2	9:10.2		
33	Jonathan Caen	B13	6:34.7	5:43.1	5:41.0	9:36.0	5:39.0	5:44.2	5:38.8	9:27.7		
34	Paul Walker	B13	5:58.6	5:32.3	5:35.0	9:22.0	5:31.8	5:20.5	5:23.4	8:57.6		
42	Richard Sykes	B12	5:35.8	5:33.3	5:28.0	9:21.0	5:29.4	5:29.0	5:19.8	9:14.3		
43	Ashley Davies	B12	5:38.3	Mechanical - SS2								
44	Alun Roberts	B10	Alternator - Arrival SS1									
45	Thomas Terry Brown	H3	Engine over heated before SS1									
47	Dave Brick	1400S	5:41.6	5:41.7	5:30.0	9:30.0	5:34.7	5:37.0	5:27.0	9:27.5		
49	Chris Powell	1400S	5:53.5	5:34.2	5:28.0	9:28.0	5:39.9	5:37.1	5:25.5	Stopped in SS8		
50	Tony Williams	B11	5:55.8	5:49.1	5:45.0	9:42.0	5:47.0	5:48.9	5:44.6	9:43.3		
51	Ross Leach	B13	5:41.4	5:36.7	10:00.0	14:05.0	5:48.1	5:35.9	5:37.6	9:31.0		
52	George Lепley	B12	5:47.8	5:40.4	5:41.0	9:43.0	Brakes - SS5					
53	Steve Hopewell	B11	5:48.9	5:47.2	5:42.0	9:38.0	5:45.1	5:44.5	5:42.2	9:37.5		
54	Hywel Davies	B10	5:52.3	5:52.8	Gearbox after SS2							
55	Gary Smith	H3	5:52.4	Retired in auxiliary service								
56	Colin Griffiths	B12	5:48.3	5:43.9	5:41.0	10:06.0	5:42.4	5:38.1	5:39.7	9:48.9		
57	Dave Jenkins	H3	6:13.2	6:08.6	Retired after SS2							
58	David Dobson	H2	5:56.2	6:07.1	6:10.0	10:28.0	Mechanical - in service					
59	Barry Jordan	B10	5:54.4	5:47.8	5:40.0	9:44.0	5:45.2	5:43.8	5:39.2	9:44.8		
60	Andy Davison	B11	5:42.5	5:40.8	5:33.0	9:31.0	5:45.6	5:47.7	5:35.7	9:53.9		
61	Paul Street	H3	Halfshaft failure - SS1									
62	Andrew Fox	B12	5:40.3	5:38.6	5:32.0	9:42.0	5:41.9	5:40.9	5:32.9	9:36.4		
63	Tim Phelps	B12	5:55.7	5:53.0	6:05.0	10:06.0	5:50.5	5:47.9	5:53.1	9:53.9		
65	Gary Bolland	B13	Split hose									
66	Nick Dobson	B11	5:43.5	5:37.8	5:38.0	9:40.0	5:37.0	5:35.9	5:35.5	9:21.7		
67	Bob Vardy	B10	5:53.0	5:47.4	5:37.0	9:42.0	5:45.7	5:47.9	5:32.4	9:29.0		
68	Sam Bilham	N3	5:51.0	5:53.1	5:46.0	10:29.0	5:52.0	5:55.9	5:53.3	9:55.7		
70	Alasdair Currie	N3	5:47.8	5:54.4	5:39.0	Broken stub axle - SS4						
71	Jon Ambler	N3	5:55.3	10:00.0	6:01.0	10:15.0	6:14.6	6:15.1	6:00.2	10:13.7	OTL	
72	Tony Simpson	B10	5:47.2	5:54.6	5:38.0	9:54.0	5:44.3	5:50.2	5:38.9	9:35.1		
74	Paul Bonas	B13	6:12.6	6:16.1	6:04.0	10:03.0	5:59.8	5:58.3	5:56.1	9:50.7		
75	Owen Mc MacKin	B11	5:45.2	5:42.5	5:28.0	9:22.0	5:39.4	5:37.3	5:27.8	9:16.7		
76	Joe Evett	1400C	6:01.8	5:57.6	5:47.0	9:59.0	5:54.0	5:56.8	5:43.8	9:50.3		
77	Ed Fossey	1400S	6:05.1	6:11.4	5:58.0	12:05.0	6:09.1	6:11.7	6:08.1	10:42.0		
78	Robin Eyre-Maunsell	B13	5:56.3	5:47.5	5:42.0	16:00.0	5:55.8	5:53.5	5:43.9	9:47.9		
79	David Ashburn	B13	6:05.5	5:59.8	Down bank - SS3							




Nicky Grist Stages - National B

Saturday 8th July 2017

Final Stage Times



No.	Driver	Class	SS 1	SS 2	SS 3	SS 4	SS 5	SS 6	SS 7	SS 8	Penalties	
			Monument 1	Route 60 1	Halfway 1	Crychan 1	Monument 2	Route 60 2	Halfway 2	Crychan 2		
80	Graham Thatcher	B13	6:18.1	6:05.2	6:16.0	10:31.0	6:02.8	6:06.8	6:08.0	10:24.9		
81	Tim Bevan	B12	5:59.7	5:45.3	5:47.0	9:59.0	6:03.4	5:50.8	6:49.0	9:53.5		
82	Paul Gunter	H3	6:00.9	5:56.9	5:54.0	10:08.0	5:51.6	5:54.3	5:51.2	9:40.4		
83	Josh Browne	H2	5:45.0	5:42.8	5:36.0	10:45.0	Bent anti roll bar - Service					
84	Graham Waite	B10	6:26.6	6:19.7	6:11.0	10:24.0	6:11.7	6:15.8	6:01.7	10:05.8		
86	Christopher Lloyd	H2	6:04.8	6:04.5	5:57.0	10:18.0	5:54.8	5:57.0	5:44.9	9:56.5		
87	David Jones	B12	5:57.7	5:57.1	5:50.0	10:02.0	5:47.9	5:49.3	5:46.7	9:53.5		
88	Daniel Beckham	B11	5:52.8	5:48.4	5:46.0	9:44.0	5:49.2	5:48.5	5:40.8	9:31.8		
89	Jordan Reynolds	B10	5:53.8	5:55.5	5:40.0	9:38.0	5:44.7	5:47.2	5:35.2	9:32.9		
90	Tommi Meadows	1400S	6:26.1	6:14.8	6:07.0	10:19.0	6:06.6	6:09.1	5:56.7	10:13.4		
91	Julian Barnett	NR4	6:31.5	6:10.6	6:11.0	10:32.0	6:20.6	6:16.1	6:11.4	10:19.8		
93	Ryan Blandford	B10	6:32.7	6:28.3	6:14.0	10:40.0	6:23.2	6:25.2	6:15.4	10:31.2		
94	Steve Ward	H2	5:53.7	5:45.6	5:43.0	9:51.0	5:50.9	5:47.0	5:45.4	9:48.1		
95	Geoff Phelps	B11	6:22.4	6:04.0	5:58.0	9:58.0	5:55.7	5:51.8	5:49.9	10:09.2		
96	Martin Laverty	N3	6:09.9	Stopped - SS2								
97	Finley Retson	N3	6:04.9	6:15.7	5:56.0	10:08.0	5:57.3	6:10.3	5:48.0	9:55.6		
99	Carl Davies	1400C	6:02.3	6:03.4	5:57.0	10:13.0	6:05.8	6:09.6	6:04.2	10:25.6		
100	Garry Mannion	B13	6:24.8	5:57.7	6:09.0	10:36.0	6:04.0	5:51.9	5:54.0	10:01.1		
101	Jeremy Wells	H3	6:05.8	6:16.9	6:15.0	10:24.0	6:13.7	Gearbox after SS5				
103	Alan Desbois	B10	6:14.7	6:17.0	6:03.0	10:21.0	6:17.7	6:21.1	6:03.1	10:16.8		
104	Bernie McLean	B11	6:24.7	6:32.7	6:25.0	10:43.0	6:43.8	6:59.9	6:38.9	10:54.9		
105	Pete Barlow	B11	Retired									
107	Douglas Utting	B10	6:50.4	6:49.5	6:22.0	10:40.0	6:27.4	6:27.9	6:07.7	10:32.6		
108	Chris Hickman	RF1.4	6:09.7	6:04.2	5:56.0	15:02.0	6:01.7	6:01.7	6:01.4	10:28.3		
109	Geoff Cottrill	B13	6:20.0	6:14.4	6:00.0	10:01.0	6:13.6	6:09.0	6:05.6	10:06.2		
110	Rhydian Price	N3	6:32.6	6:28.0	6:17.0	10:41.0	6:25.2	6:17.2	6:13.3	10:53.6		
111	Pete Gorst	1400C	6:34.3	6:38.4	6:22.0	11:08.0	6:36.5	6:38.2	6:12.7	10:50.9		
112	Glynne Jones	B10	6:09.0	6:11.6	5:54.0	10:48.0	6:17.6	6:16.2	6:08.2	10:36.1		
115	Steve Deeley	B10	6:23.0	6:26.7	6:16.0	10:36.0	6:23.3	6:22.8	6:12.4	10:28.4		
116	George Morrison	1400C	6:31.6	6:37.0	6:18.0	10:41.0	6:28.7	6:35.4	6:10.5	10:46.6		
117	Guy Butler	N3	6:32.8	6:36.7	6:23.0	10:38.0	6:21.1	6:25.4	6:15.9	10:36.8		
118	Robert Aslett	B13	6:39.6	6:40.3	6:38.0	10:54.0	6:33.5	6:43.0	6:32.6	10:52.2		
119	Rich Cole	1400S	6:19.8	6:20.9	6:05.0	10:19.0	10:00.0	Snapped oil pump belt after SS5				
120	Richard Gemmell	1400C	6:38.7	6:44.2	6:31.0	11:03.0	6:38.5	7:01.6	6:34.8	11:02.8		
122	Andrew Hebron	B10	6:29.4	6:31.2	6:03.0	10:33.0	6:19.4	6:30.4	6:12.2	10:32.3		
124	Saleh Hijazi	B11	6:42.0	7:05.0	6:35.0	10:50.0	6:33.1	6:35.7	6:24.9	10:42.8		
125	Bart Lang	RF1.4	6:29.6	6:27.4	6:03.0	10:27.0	6:25.8	6:27.3	6:11.0	10:34.0		
126	Ross Clements	1400C	6:48.6	7:06.6	6:28.0	11:09.0	6:46.2	6:56.2	6:27.9	Gearbox		
127	Jonathan Pickering	RF1.4	6:21.5	6:19.1	6:04.0	10:52.0	Steering before SS5					
128	Peter Hedges	1400C	Electrical problem before SS1									
129	Craig King	1400C	7:15.0	7:14.1	6:49.0	11:30.0	7:07.2	7:03.8	6:46.7	11:41.3		
130	David Perkins	RF1.4	6:51.8	6:53.3	6:33.0	11:08.0	6:50.3	6:49.0	6:36.4	11:24.1	1:00.0	
131	Ken Davies	H1	6:42.9	6:37.4	6:33.0	11:00.0	6:50.3	6:46.3	6:29.5	11:05.8		
132	Richard Phillipson	H2	6:54.4	6:54.6	6:36.0	11:05.0	6:45.3	6:52.6	6:37.4	11:02.5		
133	Alan King	B13	6:52.9	6:54.6	6:36.0	11:04.0	6:45.9	6:52.8	6:42.0	11:17.3		
135	Damion Thomas	B10	5:58.4	6:10.1	6:10.0	10:30.0	Oil Leak - In service					
136	Adam Ripper	B11	6:28.5	6:31.5	6:10.0		6:33.9	6:29.9	6:05.7	Did not complete SS4		
137	Miles Chamberlain	H2	7:00.0	7:00.5	6:47.0	11:12.0	6:43.0	6:51.2	6:38.7	11:08.0		
141	Richard Barrow	B13	5:55.9	5:45.3	5:42.0	9:47.0	5:43.7	5:44.4	5:39.7	9:36.7		



Nicky Grist Stages - National B

Saturday 8th July 2017

Final Class Results




Pos	No.	Driver/Co-driver	Class	Ovrl Pos.	Vehicle	Total Stages	Total Penalty	Total Time	Diff. Leader
Class RF1.4									
1	125	Bart Lang/Sinclair Young	RF1.4	53	Nissan Micra	0:59:05.1		0:59:05.1	
2	108	Chris Hickman/Alex Stanbury	RF1.4	67	MG ZR	1:01:45.0		1:01:45.0	2:39.9
3	130	David Perkins/Jordan Joines	RF1.4	74	Nissan Micra	1:03:05.9	1:00.0	1:04:05.9	5:00.8
Class 1400C									
1	76	Joe Evett/Matt Fowle	1400C	35	MG ZR	0:55:10.3		0:55:10.3	
2	99	Carl Davies/Richard Jones	1400C	45	Nissan Micra	0:57:00.9		0:57:00.9	1:50.6
3	116	George Morrison/Jon Quintrell	1400C	60	MG ZR	1:00:08.8		1:00:08.8	4:58.5
4	111	Pete Gorst/Phil King	1400C	63	Citroën Saxo	1:01:01.0		1:01:01.0	5:50.7
5	120	Richard Gemmell/Matt Beebe	1400C	70	MG ZR	1:02:14.6		1:02:14.6	7:04.3
6	129	Craig King/Paul Kendrick	1400C	75	Peugeot 106 XSI	1:05:27.1		1:05:27.1	10:16.8
Class 1400S									
1	47	Dave Brick/Toby Brick	1400S	17	Vauxhall Nova	0:52:29.5		0:52:29.5	
2	90	Tommi Meadows/Ian Oakey	1400S	47	Ford Ka	0:57:32.7		0:57:32.7	5:03.2
3	77	Ed Fossey/Chris Sharpe-Simkiss	1400S	57	Vauxhall Corsa	0:59:30.4		0:59:30.4	7:00.9
Class N3									
1	68	Sam Bilham/Cameron Fair	N3	38	Ford Fiesta ST	0:55:36.0		0:55:36.0	
2	97	Finley Retson/Tom Hynd	N3	42	Ford Fiesta ST	0:56:15.8		0:56:15.8	0:39.8
3	110	Rhydian Price/Peredur Wyn Davies	N3	58	Ford Fiesta	0:59:47.9		0:59:47.9	4:11.9
4	117	Guy Butler/Jamie MacTavish	N3	59	Ford Fiesta ST	0:59:49.7		0:59:49.7	4:13.7
Class NR4									
1	20	Sacha Kakad/James Aldridge	NR4	5	Mitsubishi Evo X	0:48:20.9		0:48:20.9	
2	18	Russ Thompson/Andy Murphy	NR4	6	Mitsubishi Evo 9	0:48:26.6		0:48:26.6	0:05.7
3	19	Richard Hill/Steffan Evans	NR4	7	Mitsubishi Evo IV	0:49:00.3		0:49:00.3	0:39.4
4	17	Pat Naylor/Ian Lawrence	NR4	9	Mitsubishi Evo 9	0:49:12.8		0:49:12.8	0:51.9
5	23	Wug Utting/Bob Stokoe	NR4	10	Subaru Impreza N12b	0:50:37.3		0:50:37.3	2:16.4
6	30	Scott Faulkner/Dom Adams	NR4	15	Mitsubishi Evo 9	0:51:41.3		0:51:41.3	3:20.4
7	91	Julian Barnett/Sasha Heriot	NR4	52	Subaru Impreza	0:58:33.0		0:58:33.0	10:12.1
Class B10									
1	67	Bob Vardy/Keaton Williams	B10	22	Ford Fiesta R2	0:53:34.4		0:53:34.4	
2	89	Jordan Reynolds/Richard Pashley	B10	25	Ford Fiesta R2	0:53:47.3		0:53:47.3	0:12.9
3	59	Barry Jordan/James Gratton-Smith	B10	27	Hillman Avenger BRM	0:53:59.2		0:53:59.2	0:24.8
4	72	Tony Simpson/Ian Bevan	B10	29	Ford Fiesta	0:54:02.3		0:54:02.3	0:27.9
5	103	Alan Desbois/Peter Littlefield	B10	49	Peugeot 306RWD	0:57:54.4		0:57:54.4	4:20.0
6	84	Graham Waite/Gill Cotton	B10	50	Toyota Corolla	0:57:56.3		0:57:56.3	4:21.9
7	112	Glynne Jones/Daniel May	B10	51	Ford Fiesta R200	0:58:20.7		0:58:20.7	4:46.3
8	115	Steve Deeley/Alan Proudman	B10	54	Peugeot 205 1.6 GTi	0:59:08.6		0:59:08.6	5:34.2
9	122	Andrew Hebron/Darren MacDonald	B10	55	Ford Puma	0:59:10.9		0:59:10.9	5:36.5
10	93	Ryan Blandford/Chris Dove	B10	56	Citroën C2R2	0:59:30.0		0:59:30.0	5:55.6
11	107	Douglas Utting/Sam Jackson	B10	61	Volkswagen Polo GTI	1:00:17.5		1:00:17.5	6:43.1
Class B11									
1	75	Owen Mc MacKin/Lee Taylor	B11	16	Ford Escort Mk2	0:52:18.9		0:52:18.9	
2	66	Nick Dobson/Steve Pugh	B11	18	Ford Escort RS	0:52:49.4		0:52:49.4	0:30.5
3	60	Andy Davison/Tom Murphy	B11	21	Talbot Sunbeam VXR	0:53:30.2		0:53:30.2	1:11.3
4	53	Steve Hopewell/Clive (Selwyn) Jones	B11	24	Ford Escort	0:53:45.4		0:53:45.4	1:26.5
5	88	Daniel Beckham/Howard Pridmore	B11	28	Ford Fiesta RWD	0:54:01.5		0:54:01.5	1:42.6
6	50	Tony Williams/Karen Phelps	B11	32	Ford Escort RS	0:54:15.7		0:54:15.7	1:56.8
7	95	Geoff Phelps/Richard Suter	B11	41	Ford Escort	0:56:09.0		0:56:09.0	3:50.1
8	104	Bernie McLean/Garth Howell	B11	64	Lotus Elise	1:01:22.9		1:01:22.9	9:04.0

Issued at 18:45 on 8 July 2017

10

Results by Tynemouth Computer Services





Nicky Grist Stages - National B

Saturday 8th July 2017

Final Class Results




Pos	No.	Driver/Co-driver	Class	Ovrl Pos.	Vehicle	Total Stages	Total Penalty	Total Time	Diff. Leader
Class B11 (Continued)									
9	124	Saleh Hijazi/Abi Haycock	B11	65	MG ZR			1:01:28.5	9:09.6
Class B12									
1	42	Richard Sykes/Simon Taylor	B12	13	Citroën DS3 R3T			0:51:30.6	
2	62	Andrew Fox/Jaime-Lee Fox	B12	20	BMW 325i			0:53:05.0	1:34.4
3	56	Colin Griffiths/Siobhan Pugh	B12	31	BMW Compact			0:54:08.3	2:37.7
4	87	David Jones/Glyn Price	B12	34	BMW E30			0:55:04.2	3:33.6
5	63	Tim Phelps/Elwyn Manuel	B12	37	Ford Escort Mk2			0:55:25.1	3:54.5
6	81	Tim Bevan/Gareth Parry	B12	40	BMW 328i			0:56:07.7	4:37.1
Class B13									
1	26	Toni Carannante/Simon Coates	B13	11	Subaru Impreza STi			0:51:04.1	
2	31	Simon Rogers/Wyn Davies	B13	12	Mitsubishi Evo 6			0:51:05.5	0:01.4
3	34	Paul Walker/Geraint Thomas	B13	14	Subaru Impreza			0:51:41.2	0:37.1
4	27	Peter Smith/Alun Cook	B13	19	Subaru STi			0:52:50.0	1:45.9
5	29	Peter Baylis/Anthony Blyth	B13	23	Mitsubishi Evo 9			0:53:39.6	2:35.5
6	141	Richard Barrow/Andrew Richards	B13	26	Subaru Impreza			0:53:54.7	2:50.6
7	33	Jonathan Caen/Mark Morris	B13	30	Mitsubishi Evo 3			0:54:04.5	3:00.4
8	74	Paul Bonas/Arwel Jenkins	B13	43	Subaru Impreza			0:56:20.6	5:16.5
9	100	Garry Mannion/Rhys Stoneman	B13	44	Subaru Impreza			0:56:58.5	5:54.4
10	109	Geoff Cottrill/Nathan Crewe	B13	46	Mitsubishi Lancer Evo 9			0:57:09.8	6:05.7
11	80	Graham Thatcher/Paul Williams	B13	48	Subaru Impreza			0:57:52.8	6:48.7
12	78	Robin Eyre-Maunsell/Peter Scott	B13	62	Subaru Impreza			1:00:46.9	9:42.8
13	118	Robert Aslett/Ashley Aslett	B13	66	Subaru Impreza			1:01:33.2	10:29.1
14	51	Ross Leach/Hannah McKillop	B13	68	Subaru Impreza			1:01:55.7	10:51.6
15	133	Alan King/Sion Cunniff	B13	72	Suzuki Grand Vitara			1:03:05.5	12:01.4
Class B14									
1	5	Stephen Petch/Michael Wilkinson	B14	1	Ford Fiesta WRC			0:46:48.7	
2	9	Peter Taylor/Andrew Roughead	B14	2	Ford Fiesta WRC			0:46:56.8	0:08.1
3	8	Callum Black/Elliott Edmondson	B14	3	Ford Fiesta R5+			0:47:05.5	0:16.8
4	14	Martyn England/Dawn England	B14	4	Ford Fiesta R5+			0:48:12.4	1:23.7
5	21	Peter M Stephenson/Will Rogers	B14	8	Ford Focus WRC 06			0:49:12.5	2:23.8
Class H1									
1	131	Ken Davies/Alan Jones	H1	69	Volvo Amazon			1:02:05.2	
Class H2									
1	94	Steve Ward/Mike Crawford	H2	33	Ford Escort Mk2			0:54:24.7	
2	86	Christopher Lloyd/Rhys Jones	H2	39	Ford Escort Mk2			0:55:57.5	1:32.8
3	132	Richard Phillipson/Stefan Arndt	H2	71	Opel Kadett Coupe C			1:02:47.8	8:23.1
4	137	Miles Chamberlain/Nick Wilkins	H2	73	Ford Cortina			1:03:20.4	8:55.7
Class H3									
1	82	Paul Gunter/Jack Walby	H3	36	Ford Escort RS			0:55:17.3	

Issued at 18:45 on 8 July 2017

11

Results by Tynemouth Computer Services





Nicky Grist Stages - National B

Saturday 8th July 2017


Final Retirements and Exclusions

Listed by Competition Number

27 Retirements and Exclusions



No.	Driver/Co-driver	Class	Vehicle	Location	Reason
12	Hugh Hunter/Rob Fagg	B14	Ford Fiesta R5	TC6	Misfire in SS5
15	Dylan Davies/Llion Williams	B13	Subaru Impreza	Stage 6	Power steering pipe - SS6
16	Andy Davies/Max Freeman	NR4	Subaru Impreza	Stage 1	Stopped - SS1
43	Ashley Davies/Sam Fordham	B12	Ford Escort RS	Stage 2	Mechanical - SS2
44	Alun Roberts/Aled Edwards	B10	Ford Ka	TC1	Alternator - Arrival SS1
45	Thomas Terry Brown/Den Golding	H3	Ford Escort Mk11	TC1	Engine over heated before SS1
49	Chris Powell/Jim Lewis	1400S	Talbot Sunbeam	Stage 8	Stopped in SS8
52	George Lepley/Alex Kihurani	B12	Ford Escort	TC5	Brakes - SS5
54	Hywel Davies/Simon Jones	B10	Ford Escort	TC3	Gearbox after SS2
55	Gary Smith/Paul Spooner	H3	Ford Escort Mk1	TC3	Retired in auxiliary service
57	Dave Jenkins/Tim (The Sump) Samuel	H3	Ford Escort RS	TC3	Retired after SS2
58	David Dobson/Osian Owen	H2	Ford Escort Mk2	MC1	Mechanical - in service
61	Paul Street/Ian Jones	H3	Ford Escort	Stage 1	Halfshaft failure - SS1
65	Gary Bollands/Russell Joseph	B13	Subaru Impreza Wagon	Stage 1	Split hose
70	Alasdair Currie/Steven Brown	N3	Ford Fiesta ST	Stage 4	Broken stub axle - SS4
71	Jon Ambler/Doug Chivers	N3	Ford Fiesta ST	MC2	OTL - SF2
79	David Ashburn/Jonny Tad Evans	B13	Mitsubishi Evo X	Stage 3	Down bank - SS3
83	Josh Browne/Jane Edgington	H2	Ford Escort Mk2	MC1	Bent anti roll bar - Service
96	Martin Laverty/Phill Kenny	N3	Ford Fiesta	Stage 2	Stopped - SS2
101	Jeremy Wells/David Gregory	H3	Ford Escort Mk1	TC6	Gearbox after SS5
105	Pete Barlow/Mark Dillon	B11	Ford Escort Mk2	Stage 1	Retired
119	Rich Cole/Matthew Nicholas	1400S	Ford Escort Mk2	Stage 6	Snapped oil pump belt after SS5
126	Ross Clements/Christopher Lear	1400C	MG ZR	Stage 8	Gearbox
127	Jonathan Pickering/Simon Broom	RF1.4	Nissan Micra	TC5	Steering before SS5
128	Peter Hedges/Alan Jones	1400C	Vauxhall Nova	Stage 1	Electrical problem before SS1
135	Damion Thomas/Paul Bevan	B10	Peugeot 206	MC1	Oil Leak - In service
136	Adam Ripper/Paul Gallagher	B11	Ford Fiesta	Stage 4	Did not complete SS4



Nicky Grist Stages - National B


Saturday 8th July 2017

Final Ten Best Times on Each Stage



SS 1 Monument 1 Fastest 58.38mph Length 4.91 mile			SS 2 Route 60 1 Fastest 59.36mph Length 4.92 mile			SS 3 Halfway 1 Fastest 56.37mph Length 4.87 mile			SS 4 Crychan 1 Fastest 53.72mph Length 7.73 mile			SS 5 Monument 2 Fastest 61.61mph Length 4.91 mile		
No.	Driver	Time	No.	Driver	Time	No.	Driver	Time	No.	Driver	Time	No.	Driver	Time
9	Taylor	5:02.8	9	Taylor	4:58.4	18=	Thompson	5:11.0	8	Black	8:38.0	9	Taylor	4:46.9
5	Petch	5:05.9	8	Black	4:59.8	20=	Kakad	5:11.0	5	Petch	8:39.0	8	Black	4:51.4
14	England	5:09.2	5	Petch	5:01.3	5=	Petch	5:12.0	18	Thompson	8:45.0	5	Petch	4:53.0
12	Hunter	5:10.4	14	England	5:06.4	19=	Hill	5:12.0	19	Hill	8:48.0	14	England	4:58.1
20	Kakad	5:14.0	17	Naylor	5:06.7	8=	Black	5:13.0	20	Kakad	8:49.0	19	Hill	5:03.0
8	Black	5:14.2	12	Hunter	5:07.2	17=	Naylor	5:13.0	15	Davies	8:50.0	20	Kakad	5:05.9
15	Davies	5:17.4	15	Davies	5:08.7	12	Hunter	5:14.0	21	Stephenson	8:52.0	18	Thompson	5:09.3
17	Naylor	5:18.8	19	Hill	5:10.3	9	Taylor	5:15.0	14	England	8:57.0	21	Stephenson	5:10.3
21	Stephenson	5:22.0	20	Kakad	5:11.8	14	England	5:18.0	12	Hunter	8:58.0	15	Davies	5:17.8
18	Thompson	5:22.7	18	Thompson	5:12.1	31	Rogers	5:20.0	9	Taylor	9:01.0	23	Utting	5:17.9
SS 6 Route 60 2 Fastest 60.76mph Length 4.92 mile			SS 7 Halfway 2 Fastest 60.69mph Length 4.87 mile			SS 8 Crychan 2 Fastest 56.85mph Length 7.73 mile								
No.	Driver	Time	No.	Driver	Time	No.	Driver	Time						
9	Taylor	4:51.5	5	Petch	4:48.9	9	Taylor	8:09.5						
8	Black	4:58.1	9	Taylor	4:51.7	5	Petch	8:10.4						
5	Petch	4:58.2	8	Black	4:52.9	8	Black	8:18.1						
14	England	5:03.5	20	Kakad	5:02.1	18	Thompson	8:33.9						
19	Hill	5:04.6	18	Thompson	5:02.6	14	England	8:36.5						
20	Kakad	5:09.2	14	England	5:03.7	20	Kakad	8:37.9						
18	Thompson	5:10.0	17	Naylor	5:04.2	21	Stephenson	8:40.4						
17	Naylor	5:12.6	21	Stephenson	5:11.3	17	Naylor	8:45.1						
21	Stephenson	5:15.4	26	Carannante	5:15.7	19	Hill	8:47.1						
34	Walker	5:20.5	23	Utting	5:16.3	23	Utting	8:52.0						

SS 1 Monument 1 Gravel Length 4.91 mile			SS 2 Route 60 1 Gravel Length 4.92 mile			SS 3 Halfway 1 Gravel Length 4.87 mile			SS 4 Crychan 1 Gravel Length 7.73 mile		
No.	Driver	Total	No.	Driver	Total	No.	Driver	Total	No.	Driver	Total
9	Taylor	0:05:02.8	9	Taylor	0:10:01.2	9	Taylor	0:15:16.2	5	Petch	0:23:58.2
5	Petch	0:05:05.9	5	Petch	0:10:07.2	5	Petch	0:15:19.2	8	Black	0:24:05.0
14	England	0:05:09.2	8	Black	0:10:14.0	8	Black	0:15:27.0	9	Taylor	0:24:17.2
12	Hunter	0:05:10.4	14	England	0:10:15.6	12	Hunter	0:15:31.6	20	Kakad	0:24:25.8
20	Kakad	0:05:14.0	12	Hunter	0:10:17.6	14	England	0:15:33.6	12	Hunter	0:24:29.6
8	Black	0:05:14.2	17	Naylor	0:10:25.5	20	Kakad	0:15:36.8	14	England	0:24:30.6
15	Davies	0:05:17.4	20	Kakad	0:10:25.8	17	Naylor	0:15:38.5	18	Thompson	0:24:30.8
17	Naylor	0:05:18.8	15	Davies	0:10:26.1	18	Thompson	0:15:45.8	19	Hill	0:24:37.0
21	Stephensor	0:05:22.0	18	Thompson	0:10:34.8	15	Davies	0:15:47.1	15	Davies	0:24:37.1
18	Thompson	0:05:22.7	19	Hill	0:10:37.0	19	Hill	0:15:49.0	17	Naylor	0:24:44.5
SS 5 Monument 2 Gravel Length 4.91 mile			SS 6 Route 60 2 Gravel Length 4.92 mile			SS 7 Halfway 2 Gravel Length 4.87 mile			SS 8 Crychan 2 Gravel Length 7.73 mile		
No.	Driver	Total	No.	Driver	Total	No.	Driver	Total	No.	Driver	Total
5	Petch	0:28:51.2	5	Petch	0:33:49.4	5	Petch	0:38:38.3	5	Petch	0:46:48.7
8	Black	0:28:56.4	8	Black	0:33:54.5	9	Taylor	0:38:47.3	9	Taylor	0:46:56.8
9	Taylor	0:29:04.1	9	Taylor	0:33:55.6	8	Black	0:38:47.4	8	Black	0:47:05.5
14	England	0:29:28.7	14	England	0:34:32.2	14	England	0:39:35.9	14	England	0:48:12.4
20	Kakad	0:29:31.7	20	Kakad	0:34:40.9	20	Kakad	0:39:43.0	20	Kakad	0:48:20.9
19	Hill	0:29:40.0	19	Hill	0:34:44.6	18	Thompson	0:39:52.7	18	Thompson	0:48:26.6
18	Thompson	0:29:40.1	18	Thompson	0:34:50.1	19	Hill	0:40:13.2	19	Hill	0:49:00.3
15	Davies	0:29:54.9	21	Stephensor	0:35:20.8	17	Naylor	0:40:27.7	21	Stephensor	0:49:12.5
12	Hunter	0:29:56.9	17	Naylor	0:35:23.5	21	Stephensor	0:40:32.1	17	Naylor	0:49:12.8
21	Stephensor	0:30:05.4	23	Utting	0:36:29.0	23	Utting	0:41:45.3	23	Utting	0:50:37.3



Nicky Grist Stages - National B

Saturday 8th July 2017


Final Stage Positions



Total number of fastest times, second fastest times etc.

No.	Driver	1	2	3	4	5	6	7	8	9	10	11	12	13	14	15
9	Peter Taylor	5	1	-	-	-	-	-	1	-	1	-	-	-	-	-
5	Stephen Petch	1	3	4	-	-	-	-	-	-	-	-	-	-	-	-
8	Callum Black	1	3	2	-	1	1	-	-	-	-	-	-	-	-	-
18	Russ Thompson	1	-	1	1	1	-	2	-	-	2	-	-	-	-	-
20	Sacha Kakad	1	-	-	1	2	3	-	-	1	-	-	-	-	-	-
14	Martyn England	-	-	1	3	1	1	-	1	1	-	-	-	-	-	-
19	Richard Hill	-	-	1	1	2	-	-	1	1	-	-	1	-	-	-
12	Hugh Hunter	-	-	-	1	-	1	1	-	1	-	-	-	-	1	-
17	Pat Naylor	-	-	-	-	2	-	1	3	-	-	1	-	1	-	-
15	Dylan Davies	-	-	-	-	-	1	2	-	1	-	1	-	-	-	-
21	Peter M Stephenson	-	-	-	-	-	-	2	2	2	-	1	1	-	-	-
26	Toni Carannante	-	-	-	-	-	-	-	-	1	-	1	1	4	-	1
23	Wug Utting	-	-	-	-	-	-	-	-	-	3	2	1	-	-	-
34	Paul Walker	-	-	-	-	-	-	-	-	-	1	1	-	-	1	2
31	Simon Rogers	-	-	-	-	-	-	-	-	-	1	-	3	2	1	1
42	Richard Sykes	-	-	-	-	-	-	-	-	-	-	1	-	-	5	-
30	Scott Faulkner	-	-	-	-	-	-	-	-	-	-	-	2	-	-	2
75	Owen Mc MacKin	-	-	-	-	-	-	-	-	-	-	-	-	-	1	2
49	Chris Powell	-	-	-	-	-	-	-	-	-	-	-	-	-	1	1

Note: where more than one competitor has the same stage time, they are all credited with the same stage position.



Nicky Grist Stages - National B

Saturday 8th July 2017

Final Time Chart

Competitors in order of time taken on each stage



Posn	Stage							
	1	2	3	4	5	6	7	8
1	9	9	18=	8	9	9	5	9
2	5	8	20=	5	8	8	9	5
3	14	5	5=	18	5	5	8	8
4	12	14	19=	19	14	14	20	18
5	20	17	8=	20	19	19	18	14
6	8	12	17=	15	20	20	14	20
7	15	15	12	21	18	18	17	21
8	17	19	9	14	21	17	21	17
9	21	20	14	12	15	21	26	19
10	18	18	31	9	23	34	23	23
11	23	21	15	17	26	23	42	34
12	19	23	21	26=	31	31	30	30
13	26	26	26	31=	17	26	31	31
14	42	31	42=	42	12	42	34	42
15	31	34	49=	34=	30	30	49	26=
16	43	42	75=	75=	42	27	47	75=
17	62	49	47	30	34	51=	27	27
18	30	51	23=	23	27	66=	75	66
19	51	30	62=	49	47	47	19	29
20	47	66	60	47	29	49	67	47
21	60	62	30	60	66	75	62	33
22	66	27	34	33	33	56	89	67
23	29	52	83	53=	75	62	66	51
24	83	60	67	89=	49	29	60	88
25	75	47	66=	27=	62	59	51	89
26	72	29	72=	66=	56	33	33	72
27	27	75	70	50=	141	141	72	62
28	52=	83	59=	62=	72	53	59	141
29	70=	33	89=	67=	89	94	29=	53
30	56	56	33=	52	53	89	56=	82
31	53	81=	52=	59=	59	60	141=	50
32	68	141=	56=	88=	60	63=	88	59
33	54	94	53=	141	67	67=	53	78
34	55	53	78=	94	50	88	76	94
35	88	67	141=	72	87	50	78	56
36	67	78	94	95	51	87	50	76
37	49	59	50	76=	88	72	86	74
38	94	88	68=	81=	63	81	94	81=
39	89	50	88=	29	94	95	87	87=
40	59	54	76=	109	82	100	97	60=
41	71	63	81=	87	68	78	95	63=
42	63	68	27	74	76	82	82	97
43	50	70	29=	56=	86	68	63	68
44	141	72	87=	63=	95	76	68	86
45	58	89	82=	82=	78	86	100	100
46	78	82	112=	97=	97	74	74	84
47	87	87	97=	99	74	108	90	109
48	135	76	108=	71	108	80	71	95
49	34	100	86=	86	80	109	108	90
50	81	79	99=	90=	81	90	84	71
51	82	99	77=	119=	100	99	103	103
52	76	95	95=	103	99	97	99	91
53	99	108	109	84=	90	77	109	80
54	86	86	71	101=	77	71	136	99
55	97	80	103=	125	84	84	107	108
56	77	58	122=	58	109	91	80	115
57	79	57	125=	68	101	112	77	93
58	101	135	74=	135	71	110	112	122
59	112	91	127=	80	112	103	116	107
60	108	77	63=	91	103	115	125	125
61	96	112	119=	122	122	93	91	112


Posn	Stage							
	1	2	3	4	5	6	7	8
62	74	109	90	100=	91	117	122	117
63	57	90	100	115=	117	125	115	77
64	103	97	58=	117	93	107	111	124
65	80	74	135=	93=	115	136	110	116
66	119	101	136=	107=	110	122	93	111
67	109	103	84=	110=	125	116	117	118
68	127	127	91=	116=	107	124	124	110
69	95	84	93	104	116	111	126	104
70	115	119	101	83	124	118	131	132
71	104	115	80=	112	118	131	118	120
72	100	125	115=	124	136	130	120	131
73	90	110	110	127	111	137	130	137
74	84	93	116	118	120	132	132	133
75	136	122	107=	131	137	133	137	130
76	122	136	111=	120	104	126	104	129
77	125	104	117	133	132	104	133	
78	91	117	104	132	133	120	129	
79	116	116	126	111=	126	129	81	
80	110	131	120	130=	130=			
81	93	111	130=	126	131=			
82	117	118	131=	137	129			
83	111	120	124	129	119			
84	33	107	132=	77				
85	120	130	133=	51				
86	118	132=	118	108				
87	124	133=	137	78				
88	131	137	129					
89	126	124	51					
90	107	126						
91	130	129						
92	133	71						
93	132							
94	137							
95	129							

Issued at 18:45 on 8 July 2017

17

Results by Tynemouth Computer Services





Nicky Grist Stages - National B

Saturday 8th July 2017

Final Stage Chart

Cumulative positions after each stage (including all additional penalties)



Posn	Stage							
	1	2	3	4	5	6	7	8
1	9	9	9	5	5	5	5	5
2	5	5	5	8	8	8	9	9
3	14	8	8	9	9	9	8	8
4	12	14	12	20	14	14	14	14
5	20	12	14	12	20	20	20	20
6	8	17	20	14	19	19	18	18
7	15	20	17	18	18	18	19	19
8	17	15	18	19	15	21	17	21
9	21	18	15	15	12	17	21	17
10	18	19	19	17	21	23	23	23
11	23	21	21	21	17	26	26	26
12	19	23	23	26	26	31	31	31
13	26	26	26	31	23	42	42	42
14	42	31	31	23	31	30	30	34
15	31	42	42	42	42	34	34	30
16	43	30	62	30	30	75	47	75
17	62	51	30	75	75	47	75	47
18	30	62	47	47	47	49	49	66
19	51	66	75	49	34	66	66	27
20	47	47	49	60	49	62	62	62
21	60	60	60	34	60	60	27	60
22	66	29	66	62	62	27	60	67
23	29	27	83	66	66	53	67	29
24	83	75	34	52	27	67	53	53
25	75	49	52	27	53	59	89	89
26	72	83	56	53	67	29	59	141
27	27	52	27	67	59	141	29	59
28	52=	34	29	59	89	89	141	88
29	70=	56	67	89	29	56	56	72
30	56	53	53	141	141	50	72	33
31	53	94	72	88	72	72	88	56
32	68	67	70	50	50	88	50	50
33	54	88	59	94	88	94	94	94
34	55	141	94	72	56	33	33	87
35	88	72	141	29	94	87	87	76
36	67	70	78	56	33	81	76	82
37	49	59	88	81	81	76	63	63
38	94	78	89	33	87	63	82	68
39	89	68	50	76	76	82	68	86
40	59	50	68	87	63	68	95	81
41	71	81	81	83	68	95	86	95
42	63	54	87	68	82	86	81	97
43	50	63	76	63	95	99	97	74
44	141	89	82	82	86	97	74	100
45	58	87	63	99	99	74	99	99
46	78	82	33	95	97	109	100	109
47	87	76	99	86	74	100	109	90
48	135	58	86	97	109	80	90	80
49	34	79	108	109	100	90	80	103
50	81	99	58	74	80	103	103	84
51	82	135	77	58	103	112	112	112
52	76	86	112	135	90	84	84	91
53	99	108	97	103	101	91	91	125
54	86	77	135	101	112	125	125	115
55	97	33	95	112	84	122	122	122
56	77	97	100	119	91	115	115	93
57	79	112	74	90	125	77	77	77
58	101	57	109	100	122	110	110	110
59	112	100	103	80	115	93	93	117
60	108	101	101	84	93	117	117	116

Posn	Stage							
	1	2	3	4	5	6	7	8
61	96	80	80	91	110	116	116	107
62	74	95	127	125	77	107	107	78
63	57	74	119	127	117	104	111	111
64	103	103	90	122	116	111	104	104
65	80	109	91	115	104	118	118	124
66	119	127	84	93	107	124	124	118
67	109	119	125	110	111	131	78	108
68	127	90	122	104	118	120	131	51
69	95	91	115	116	120	133	120	131
70	115	84	136	117	131	132	108	120
71	104	115	93	77	124	126	126	132
72	100	125	110	107	133	78	132	133
73	90	104	104	111	132	108	133	137
74	84	136	116	118	126	137	137	130
75	136	122	117	131	137	130	51	129
76	122	110	111	120	119	51	130	
77	125	93	131	124	108	129	129	
78	91	116	120	133	130			
79	116	117	118	132	78			
80	110	111	107	126	129			
81	93	118	124	137	51			
82	117	131	126	130				
83	111	120	133	129				
84	33	107	132	108				
85	120	130	137	78				
86	118	124	51	51				
87	124	133	130					
88	131	132	129					
89	126	126						
90	107	137						
91	130	129						
92	133							
93	132							
94	137							
95	129							

Issued at 18:45 on 8 July 2017

18

Results by Tynemouth Computer Services

