

Nicky Grist/Spencer Sport Acropolis Rally - National B

Sunday 9th July 2017


Final Award Winners



Pos	No.	Driver/Co-Driver	Class	Vehicle	Total	Diff. Leader	Overall Pos
Overall Awards							
1	204	Damian Cole/Den Golding	8	Ford Fiesta WRC	0:59:54.4		1
2	202	Callum Black/Elliott Edmondson	8	Ford Fiesta R5+	1:01:42.9	1:48.5	2
3	201	Stephen Petch/Michael Wilkinson	8	Ford Fiesta WRC	1:02:13.7	2:19.3	3
Class 1							
1	219	Bart Lang/Sinclair Young	1	Nissan Micra	1:15:35.4		12
Class 2							
1	217	Richard Gemmell/Matt Beebe	2	MG ZR	1:23:50.9		13
Class 3							
		No finisher eligible					
Class 4							
1	220	Gavin Edwards/Caron Tomlinson	4	Ford Escort Mk2	1:05:33.9		6
Class 5							
1	221	Roger Moran/Keaton Williams	5	Ford Escort Mk2	1:03:38.5		4
Class 6							
1	207	Pat Naylor/Ian Lawrence	6	Mitsubishi Evo 9	1:08:45.9		9
Class 7							
1	211	Paul James/Derek Davies	7	Mitsubishi Evo X R4	1:10:51.7		11
Class 8							
1	205	Peter M Stephenson/Will Rogers	8	Subaru P2000 WRC	1:05:10.8		5

Final Results

Pos	No.	Driver/Co-driver	Class	Class Posn.	Vehicle	Total Stages	Total Penalty	Total Time	Diff. Leader
1	204	Damian Cole/Den Golding	8	1	Ford Fiesta WRC	0:59:54.4		0:59:54.4	
2	202	Callum Black/Elliott Edmondson	8	2	Ford Fiesta R5+	1:01:42.9		1:01:42.9	1:48.5
3	201	Stephen Petch/Michael Wilkinson	8	3	Ford Fiesta WRC	1:02:13.7		1:02:13.7	2:19.3
4	221	Roger Moran/Keaton Williams	5	1	Ford Escort Mk2	1:03:38.5		1:03:38.5	3:44.1
5	205	Peter M Stephenson/Will Rogers	8	4	Subaru P2000 WRC	1:05:10.8		1:05:10.8	5:16.4
6	220	Gavin Edwards/Caron Tomlinson	4	1	Ford Escort Mk2	1:05:33.9		1:05:33.9	5:39.5
7	210	Richard Sykes/Simon Taylor	5	2	Citroën DS3 R3T	1:06:30.6		1:06:30.6	6:36.2
8	212	Tim Phelps/Elwyn Manuel	5	3	Ford Escort Mk2	1:08:35.1		1:08:35.1	8:40.7
9	207	Pat Naylor/Ian Lawrence	6	1	Mitsubishi Evo 9	1:08:45.9		1:08:45.9	8:51.5
10	213	Andy Woodward/Tom Bowen	4	2	Renault Clio	1:09:40.5		1:09:40.5	9:46.1
11	211	Paul James/Derek Davies	7	1	Mitsubishi Evo X R4	1:10:51.7		1:10:51.7	10:57.3
12	219	Bart Lang/Sinclair Young	1	1	Nissan Micra	1:15:35.4		1:15:35.4	15:41.0
13	217	Richard Gemmell/Matt Beebe	2	1	MG ZR	1:23:50.9		1:23:50.9	23:56.5



Nicky Grist/Spencer Sport Acropolis Rally - National B

Sunday 9th July 2017

Final Results by Competition Number

Results to MC7



No.	Pos	Entrant/Sponsor Driver/Co-driver	Class	Class Posn.	Vehicle	Total Stages	Total Penalty	Total Time	Diff. Leader
201	3	WD40, SGP Motorsport, SG Petch 4x4 Stephen Petch/Michael Wilkinson	8	3	Ford Fiesta WRC	1:02:13.7		1:02:13.7	2:19.3
202	2	DMACK, 586 Sports, PFC Brakes Callum Black/Elliott Edmondson	8	2	Ford Fiesta R5+	1:01:42.9		1:01:42.9	1:48.5
203		Westlands Country Park Peter Taylor/Andrew Roughead	8		Ford Fiesta WRC	Hit sheep - SS14			
204	1	Get Connected Damian Cole/Den Golding	8	1	Ford Fiesta WRC	0:59:54.4		0:59:54.4	
205	5	Able UK Ltd Peter M Stephenson/Will Rogers	8	4	Subaru P2000 WRC	1:05:10.8		1:05:10.8	5:16.4
207	9	Mercian Cutting Tools, Maxxis Tyres, JCB, GPM Pat Naylor/Ian Lawrence	6	1	Mitsubishi Evo 9	1:08:45.9		1:08:45.9	8:51.5
208		Mark Worley/Hamish Campbell	8		Škoda Fabia S2000	Electrical after - SS16			
209		R3 Race and Rally Repairs Mark Gamble/Stephen Link	6		Subaru Impreza	Cam belt - SS15			
210	7	GI Sykes, Bathams Ales, Boroughbridge Marina Richard Sykes/Simon Taylor	5	2	Citroën DS3 R3T	1:06:30.6		1:06:30.6	6:36.2
211	11	Betta Aquatics Products Ltd Paul James/Derek Davies	7	1	Mitsubishi Evo X R4	1:10:51.7		1:10:51.7	10:57.3
212	8	Tim Phelps/Elwyn Manuel	5	3	Ford Escort Mk2	1:08:35.1		1:08:35.1	8:40.7
213	10	WMD Motorsport Andy Woodward/Tom Bowen	4	2	Renault Clio	1:09:40.5		1:09:40.5	9:46.1
214		Taurean Integrated Systems Ltd David Dockree/Neil Harrison	3		Talbot Sunbeam TI	Broken suspension - SS18			
217	13	Richard Gemmell/Matt Beebe	2	1	MG ZR	1:23:50.9		1:23:50.9	23:56.5
218		Ynyscynon MOT, Zakham , LDS , DC Electrical Kalvin Green/Osian Owen	2		Nissan Micra	Fuel tank before SS15			
219	12	LangSport Bart Lang/Sinclair Young	1	1	Nissan Micra	1:15:35.4		1:15:35.4	15:41.0
220	6	Vaynol Heating, NWRS Gavin Edwards/Caron Tomlinson	4	1	Ford Escort Mk2	1:05:33.9		1:05:33.9	5:39.5
221	4	Roger Moran/Keaton Williams	5	1	Ford Escort Mk2	1:03:38.5		1:03:38.5	3:44.1


Final Stage Times

No.	Driver	Class	SS 9		SS 10		SS 11		SS 12		SS 13		SS 14		SS 15		SS 16		SS 17		SS 18	
			New Road 1		Burma Road 1		Quarry 1		New Road 2		Burma Road 2		Quarry 2		Tank 1		Dixies 1		Drovers Return 1		Tank 2	
201	Stephen Petch	8	8:30.3	2:54.1	3:55.7	<u>8:30.9</u>	2:58.0	<u>3:46.9</u>	3:58.8	2:59.1	8:56.0	3:54.9										
202	Callum Black	8	8:21.8	2:50.4	3:53.2	<u>8:30.9</u>	2:49.0	<u>3:46.9</u>	3:57.1	2:52.8	9:20.1	3:49.8										
203	Peter Taylor	8	8:05.3	2:46.5	3:46.9	8:11.4	2:43.3	Hit sheep - SS14														
204	Damian Cole	8	8:08.1	2:48.3	3:46.1	8:02.0	2:44.1	<u>3:46.9</u>	3:51.6	2:52.8	8:32.9	3:52.1										
205	Peter M Stephenson	8	9:01.4	3:03.0	4:32.8	<u>8:30.9</u>	2:58.7	<u>3:46.9</u>	4:05.4	3:02.9	9:21.5	4:09.5										
207	Pat Naylor	6	9:00.1	3:14.3	4:14.0	10:29.3	3:07.4	<u>3:46.9</u>	4:20.6	3:14.4	9:51.5	4:23.4										
208	Mark Worley	8	9:10.0	3:08.9	4:15.1	8:57.1	3:05.4	<u>3:46.9</u>	4:25.3	3:15.0	Electrical after - SS16											
209	Mark Gamble	6	8:57.9	2:59.7	4:06.9	8:58.1	2:57.4	<u>3:46.9</u>	Cam belt - SS15													
210	Richard Sykes	5	9:19.2	3:07.3	4:16.0	9:07.8	3:04.1	<u>3:46.9</u>	4:16.1	3:11.9	9:29.8	4:14.6										
211	Paul James	7	9:57.5	3:26.1	4:33.7	9:41.1	3:18.2	<u>3:46.9</u>	4:31.5	3:21.8	10:21.2	4:27.9										
212	Tim Phelps	5	9:12.7	3:13.8	4:20.7	9:20.1	3:15.5	<u>3:46.9</u>	4:23.8	3:16.9	10:01.6	4:25.1										
213	Andy Woodward	4	9:52.0	3:18.7	4:29.7	9:41.2	3:12.7	<u>3:46.9</u>	4:32.3	3:19.0	10:00.0	4:23.5										
214	David Dockree	3	11:00.5	3:43.4	4:54.6	10:25.2	3:30.7	<u>3:46.9</u>	5:04.6	3:45.5	11:15.6											
217	Richard Gemmell	2	11:45.3	3:57.8	5:16.3	11:38.1	3:58.6	<u>3:46.9</u>	5:22.8	4:01.0	12:27.7	5:24.7										
218	Kalvin Green	2	9:58.5	3:22.9	4:30.3	9:57.1	3:18.8	<u>3:46.9</u>	Fuel tank before SS15													
219	Bart Lang	1	10:49.4	3:35.8	4:50.5	10:29.0	3:32.6	<u>3:46.9</u>	4:57.6	3:38.2	11:01.2	4:49.7										
220	Gavin Edwards	4	8:57.8	3:02.6	4:09.5	9:03.4	2:59.4	<u>3:46.9</u>	4:11.2	3:09.0	9:41.2	4:04.5										
221	Roger Moran	5	8:39.0	3:01.8	4:02.8	<u>8:30.9</u>	3:02.7	<u>3:46.9</u>	4:06.4	3:03.7	9:13.7	4:04.2										

Notional times are shown as 12:34.5

Issued at 17:45 on 9 July 2017





Nicky Grist/Spencer Sport Acropolis Rally - National B

Sunday 9th July 2017

Final Stage Times



No.	Driver	Class	SS 19	SS 20	Penalties
			Dixies 2	Drovers Return 2	
201	Stephen Petch	8	2:57.2	8:51.8	
202	Callum Black	8	2:49.7	8:41.2	
203	Peter Taylor	8	Hit sheep - SS14		
204	Damian Cole	8	2:53.6	8:35.9	
205	Peter M Stephenson	8	3:05.7	9:32.1	
207	Pat Naylor	6	3:19.3	9:44.7	
208	Mark Worley	8	Electrical after - SS16		
209	Mark Gamble	6	Cam belt - SS15		
210	Richard Sykes	5	3:07.7	9:29.2	
211	Paul James	7	3:20.9	10:04.9	
212	Tim Phelps	5	3:20.2	9:57.8	
213	Andy Woodward	4	3:14.3	9:50.2	
214	David Dockree	3	Broken suspension - SS18		
217	Richard Gemmell	2	4:00.5	12:11.2	
218	Kalvin Green	2	Fuel tank before SS15		
219	Bart Lang	1	3:29.8	10:34.7	
220	Gavin Edwards	4	3:04.2	9:24.2	
221	Roger Moran	5	3:00.5	9:05.9	

Final Retirements and Exclusions

Listed by Competition Number


5 Retirements and Exclusions

No.	Driver/Co-driver	Class	Vehicle	Location	Reason
203	Peter Taylor/Andrew Roughead	8	Ford Fiesta WRC	Stage 14	Hit sheep - SS14
208	Mark Worley/Hamish Campbell	8	Škoda Fabia S2000	TC17	Electrical after - SS16
209	Mark Gamble/Stephen Link	6	Subaru Impreza	Stage 15	Cam belt - SS15
214	David Dockree/Neil Harrison	3	Talbot Sunbeam TI	Stage 18	Broken suspension - SS18
218	Kalvin Green/Osian Owen	2	Nissan Micra	Stage 15	Fuel tank before SS15

Final Ten Best Times on Each Stage

SS 9 New Road 1 Fastest 74.55mph Length 10.05 mile			SS 10 Burma Road 1 Fastest 64.86mph Length 3.00 mile			SS 11 Quarry 1 Fastest 69.26mph Length 4.35 mile			SS 12 New Road 2 Fastest 74.84mph Length 10.02 mile			SS 13 Burma Road 2 Fastest 66.14mph Length 3.00 mile		
No.	Driver	Time	No.	Driver	Time	No.	Driver	Time	No.	Driver	Time	No.	Driver	Time
203	Taylor	8:05.3	203	Taylor	2:46.5	204	Cole	3:46.1	204	Cole	8:02.0	203	Taylor	2:43.3
204	Cole	8:08.1	204	Cole	2:48.3	203	Taylor	3:46.9	203	Taylor	8:11.4	204	Cole	2:44.1
202	Black	8:21.8	202	Black	2:50.4	202	Black	3:53.2	201=	Petch	<u>8:30.9</u>	202	Black	2:49.0
201	Petch	8:30.3	201	Petch	2:54.1	201	Petch	3:55.7	202=	Black	<u>8:30.9</u>	209	Gamble	2:57.4
221	Moran	8:39.0	209	Gamble	2:59.7	221	Moran	4:02.8	205=	Stephenson	<u>8:30.9</u>	201	Petch	2:58.0
220	Edwards	8:57.8	221	Moran	3:01.8	209	Gamble	4:06.9	221=	Moran	<u>8:30.9</u>	205	Stephenson	2:58.7
209	Gamble	8:57.9	220	Edwards	3:02.6	220	Edwards	4:09.5	208	Worley	8:57.1	220	Edwards	2:59.4
207	Naylor	9:00.1	205	Stephenson	3:03.0	207	Naylor	4:14.0	209	Gamble	8:58.1	221	Moran	3:02.7
205	Stephenson	9:01.4	210	Sykes	3:07.3	208	Worley	4:15.1	220	Edwards	9:03.4	210	Sykes	3:04.1
208	Worley	9:10.0	208	Worley	3:08.9	210	Sykes	4:16.0	210	Sykes	9:07.8	208	Worley	3:05.4

Notional times are shown as 12:34.5.



Nicky Grist/Spencer Sport Acropolis Rally - National B


Sunday 9th July 2017

Final Ten Best Times on Each Stage



SS 14 Quarry 2 Fastest 69.02mph Length 4.35 mile			SS 15 Tank 1 Fastest 67.77mph Length 4.36 mile			SS 16 Dixies 1 Fastest 65.21mph Length 3.13 mile			SS 17 Drovers Return 1 Fastest 74.54mph Length 10.62 mile			SS 18 Tank 2 Fastest 68.30mph Length 4.36 mile		
No.	Driver	Time	No.	Driver	Time	No.	Driver	Time	No.	Driver	Time	No.	Driver	Time
201=	Petch	3:46.9	204	Cole	3:51.6	202=	Black	2:52.8	204	Cole	8:32.9	202	Black	3:49.8
202=	Black	3:46.9	202	Black	3:57.1	204=	Cole	2:52.8	201	Petch	8:56.0	204	Cole	3:52.1
204=	Cole	3:46.9	201	Petch	3:58.8	201	Petch	2:59.1	221	Moran	9:13.7	201	Petch	3:54.9
205=	Stephenson	3:46.9	205	Stephenson	4:05.4	205	Stephenson	3:02.9	202	Black	9:20.1	221	Moran	4:04.2
207=	Naylor	3:46.9	221	Moran	4:06.4	221	Moran	3:03.7	205	Stephenson	9:21.5	220	Edwards	4:04.5
208=	Worley	3:46.9	220	Edwards	4:11.2	220	Edwards	3:09.0	210	Sykes	9:29.8	205	Stephenson	4:09.5
209=	Gamble	3:46.9	210	Sykes	4:16.1	210	Sykes	3:11.9	220	Edwards	9:41.2	210	Sykes	4:14.6
210=	Sykes	3:46.9	207	Naylor	4:20.6	207	Naylor	3:14.4	207	Naylor	9:51.5	207	Naylor	4:23.4
211=	James	3:46.9	212	Phelps	4:23.8	208	Worley	3:15.0	213	Woodward	10:00.0	213	Woodward	4:23.5
212=	Phelps	3:46.9	208	Worley	4:25.3	212	Phelps	3:16.9	212	Phelps	10:01.6	212	Phelps	4:25.1
SS 19 Dixies 2 Fastest 66.40mph Length 3.13 mile			SS 20 Drovers Return 2 Fastest 74.11mph Length 10.62 mile											
No.	Driver	Time	No.	Driver	Time									
202	Black	2:49.7	204	Cole	8:35.9									
204	Cole	2:53.6	202	Black	8:41.2									
201	Petch	2:57.2	201	Petch	8:51.8									
221	Moran	3:00.5	221	Moran	9:05.9									
220	Edwards	3:04.2	220	Edwards	9:24.2									
205	Stephenson	3:05.7	210	Sykes	9:29.2									
210	Sykes	3:07.7	205	Stephenson	9:32.1									
213	Woodward	3:14.3	207	Naylor	9:44.7									
207	Naylor	3:19.3	213	Woodward	9:50.2									
212	Phelps	3:20.2	212	Phelps	9:57.8									

Notional times are shown as 12:34.5.




Nicky Grist/Spencer Sport Acropolis Rally - National B

Sunday 9th July 2017

Final Ten Leading Positions after Each Stage



SS 9 New Road 1 Asphalt Length 10.05 mile			SS 10 Burma Road 1 Asphalt Length 3.00 mile			SS 11 Quarry 1 Asphalt Length 4.35 mile			SS 12 New Road 2 Asphalt Length 10.02 mile		
No.	Driver	Total	No.	Driver	Total	No.	Driver	Total	No.	Driver	Total
203	Taylor	0:08:05.3	203	Taylor	0:10:51.8	203	Taylor	0:14:38.7	204	Cole	0:22:44.5
204	Cole	0:08:08.1	204	Cole	0:10:56.4	204	Cole	0:14:42.5	203	Taylor	0:22:50.1
202	Black	0:08:21.8	202	Black	0:11:12.2	202	Black	0:15:05.4	202	Black	0:23:36.3
201	Petch	0:08:30.3	201	Petch	0:11:24.4	201	Petch	0:15:20.1	201	Petch	0:23:51.0
221	Moran	0:08:39.0	221	Moran	0:11:40.8	221	Moran	0:15:43.6	221	Moran	0:24:14.5
220	Edwards	0:08:57.8	209	Gamble	0:11:57.6	209	Gamble	0:16:04.5	209	Gamble	0:25:02.6
209	Gamble	0:08:57.9	220	Edwards	0:12:00.4	220	Edwards	0:16:09.9	205	Stephensor	0:25:08.1
207	Naylor	0:09:00.1	205	Stephensor	0:12:04.4	207	Naylor	0:16:28.4	220	Edwards	0:25:13.3
205	Stephensor	0:09:01.4	207	Naylor	0:12:14.4	208	Worley	0:16:34.0	208	Worley	0:25:31.1
208	Worley	0:09:10.0	208	Worley	0:12:18.9	205	Stephensor	0:16:37.2	210	Sykes	0:25:50.3
SS 13 Burma Road 2 Asphalt Length 3.00 mile			SS 14 Quarry 2 Asphalt Length 4.35 mile			SS 15 Tank 1 Asphalt Length 4.36 mile			SS 16 Dixies 1 Asphalt Length 3.13 mile		
No.	Driver	Total	No.	Driver	Total	No.	Driver	Total	No.	Driver	Total
204	Cole	0:25:28.6	204	Cole	0:29:15.5	204	Cole	0:33:07.1	204	Cole	0:35:59.9
203	Taylor	0:25:33.4	202	Black	0:30:12.2	202	Black	0:34:09.3	202	Black	0:37:02.1
202	Black	0:26:25.3	201	Petch	0:30:35.9	201	Petch	0:34:34.7	201	Petch	0:37:33.8
201	Petch	0:26:49.0	221	Moran	0:31:04.1	221	Moran	0:35:10.5	221	Moran	0:38:14.2
221	Moran	0:27:17.2	209	Gamble	0:31:46.9	205	Stephensor	0:35:59.1	205	Stephensor	0:39:02.0
209	Gamble	0:28:00.0	205	Stephensor	0:31:53.7	220	Edwards	0:36:10.8	220	Edwards	0:39:19.8
205	Stephensor	0:28:06.8	220	Edwards	0:31:59.6	208	Worley	0:36:48.7	208	Worley	0:40:03.7
220	Edwards	0:28:12.7	208	Worley	0:32:23.4	210	Sykes	0:36:57.4	210	Sykes	0:40:09.3
208	Worley	0:28:36.5	210	Sykes	0:32:41.3	212	Phelps	0:37:33.5	212	Phelps	0:40:50.4
210	Sykes	0:28:54.4	212	Phelps	0:33:09.7	207	Naylor	0:38:12.6	207	Naylor	0:41:27.0
SS 17 Drovers Return 1 Asphalt Length 10.62 mile			SS 18 Tank 2 Asphalt Length 4.36 mile			SS 19 Dixies 2 Asphalt Length 3.13 mile			SS 20 Drovers Return 2 Asphalt Length 10.62 mile		
No.	Driver	Total	No.	Driver	Total	No.	Driver	Total	No.	Driver	Total
204	Cole	0:44:32.8	204	Cole	0:48:24.9	204	Cole	0:51:18.5	204	Cole	0:59:54.4
202	Black	0:46:22.2	202	Black	0:50:12.0	202	Black	0:53:01.7	202	Black	1:01:42.9
201	Petch	0:46:29.8	201	Petch	0:50:24.7	201	Petch	0:53:21.9	201	Petch	1:02:13.7
221	Moran	0:47:27.9	221	Moran	0:51:32.1	221	Moran	0:54:32.6	221	Moran	1:03:38.5
205	Stephensor	0:48:23.5	205	Stephensor	0:52:33.0	205	Stephensor	0:55:38.7	205	Stephensor	1:05:10.8
220	Edwards	0:49:01.0	220	Edwards	0:53:05.5	220	Edwards	0:56:09.7	220	Edwards	1:05:33.9
210	Sykes	0:49:39.1	210	Sykes	0:53:53.7	210	Sykes	0:57:01.4	210	Sykes	1:06:30.6
212	Phelps	0:50:52.0	212	Phelps	0:55:17.1	212	Phelps	0:58:37.3	212	Phelps	1:08:35.1
207	Naylor	0:51:18.5	207	Naylor	0:55:41.9	207	Naylor	0:59:01.2	207	Naylor	1:08:45.9
213	Woodward	0:52:12.5	213	Woodward	0:56:36.0	213	Woodward	0:59:50.3	213	Woodward	1:09:40.5



Nicky Grist/Spencer Sport Acropolis Rally - National B

Sunday 9th July 2017

Final Stage Positions



Total number of fastest times, second fastest times etc.

No.	Driver	1	2	3	4	5	6	7	8	9	10	11	12	13	14	15
204	Damian Cole	6	5	-	-	-	-	-	-	-	-	-	-	-	-	-
202	Callum Black	3	2	4	1	-	-	-	-	-	-	-	-	-	-	-
203	Peter Taylor	3	2	-	-	-	-	-	-	-	-	-	-	-	-	-
201	Stephen Petch	-	1	5	3	1	-	-	-	-	-	-	-	-	-	-
221	Roger Moran	-	-	1	3	4	1	-	1	-	-	-	-	-	-	-
205	Peter M Stephenson	-	-	-	2	1	3	1	1	1	-	-	-	-	1	-
209	Mark Gamble	-	-	-	1	1	1	1	1	-	-	-	-	-	-	-
220	Gavin Edwards	-	-	-	-	3	3	4	-	1	-	-	-	-	-	-
210	Richard Sykes	-	-	-	-	-	2	4	-	2	2	-	1	-	-	-
208	Mark Worley	-	-	-	-	-	-	1	-	2	4	-	-	-	-	-
207	Pat Naylor	-	-	-	-	-	-	-	7	1	-	1	1	-	-	-
213	Andy Woodward	-	-	-	-	-	-	-	1	3	-	1	3	3	-	-
212	Tim Phelps	-	-	-	-	-	-	-	-	1	5	4	-	1	-	-
211	Paul James	-	-	-	-	-	-	-	-	-	-	5	2	-	2	2
219	Bart Lang	-	-	-	-	-	-	-	-	-	-	-	4	2	-	-
217	Richard Gemmell	-	-	-	-	-	-	-	-	-	-	-	-	3	1	2
218	Kalvin Green	-	-	-	-	-	-	-	-	-	-	-	-	1	2	2
214	David Dockree	-	-	-	-	-	-	-	-	-	-	-	-	1	2	1


Note: where more than one competitor has the same stage time, they are all credited with the same stage position.

Final Time Chart

Competitors in order of time taken on each stage

Underline denotes competitors who have been credited with a notional time.

Posn	Stage											
	9	10	11	12	13	14	15	16	17	18	19	20
1	203	203	204	204	203	<u>201=</u>	204	202=	204	202	202	204
2	204	204	203	203	204	<u>202=</u>	202	204=	201	204	204	202
3	202	202	202	<u>201=</u>	202	<u>204=</u>	201	201	221	201	201	201
4	201	201	201	<u>202=</u>	209	<u>205=</u>	205	205	202	221	221	221
5	221	209	221	<u>205=</u>	201	<u>207=</u>	221	221	205	220	220	220
6	220	221	209	<u>221=</u>	205	<u>208=</u>	220	220	210	205	205	210
7	209	220	220	208	220	<u>209=</u>	210	210	220	210	210	205
8	207	205	207	209	221	<u>210=</u>	207	207	207	207	213	207
9	205	210	208	220	210	<u>211=</u>	212	208	213	213	207	213
10	208	208	210	210	208	<u>212=</u>	208	212	212	212	212	212
11	212	212	212	212	207	<u>213=</u>	211	213	211	211	211	211
12	210	207	213	211	213	<u>214=</u>	213	211	219	219	219	219
13	213	213	218	213	212	<u>217=</u>	219	219	214	217	217	217
14	211	218	205	218	211	<u>218=</u>	214	214	217			
15	218	211	211	214	218	<u>219=</u>	217	217				
16	219	219	219	219	214	<u>220=</u>						
17	214	214	214	207	219	<u>221=</u>						
18	217	217	217	217	217							



Nicky Grist/Spencer Sport Acropolis Rally - National B

Sunday 9th July 2017

Final Stage Chart

Cumulative positions after each stage (including all additional penalties)



Posn	Stage											
	9	10	11	12	13	14	15	16	17	18	19	20
1	203	203	203	204	204	204	204	204	204	204	204	204
2	204	204	204	203	203	202	202	202	202	202	202	202
3	202	202	202	202	202	201	201	201	201	201	201	201
4	201	201	201	201	201	221	221	221	221	221	221	221
5	221	221	221	221	221	209	205	205	205	205	205	205
6	220	209	209	209	209	205	220	220	220	220	220	220
7	209	220	220	205	205	220	208	208	210	210	210	210
8	207	205	207	220	220	208	210	210	212	212	212	212
9	205	207	208	208	208	210	212	212	207	207	207	207
10	208	208	205	210	210	212	207	207	213	213	213	213
11	212	212	210	212	212	207	213	213	211	211	211	211
12	210	210	212	207	207	213	211	211	219	219	219	219
13	213	213	213	213	213	211	219	219	214	217	217	217
14	211	218	218	211	211	218	214	214	217			
15	218	211	211	218	218	219	217	217				
16	219	219	219	219	219	214						
17	214	214	214	214	214	217						
18	217	217	217	217	217							