

Nicky Grist Stages 100 - National A


Saturday/Sunday 8/9th July 2017

Official Award Winners



Pos	No.	Driver/Co-Driver	Nat.	Class	Vehicle	Total	Diff. Leader	Overall Pos
First Overall - Driver: Andreas Mikkelsen Award & replica. Co-Driver: Autosport Trophy Award & replica								
1	2	Fredrik Ahlin/Torstein Eriksen	SWE	BRC1	Škoda Fabia R5	1:45:50.2		1
Second Overall								
2	7	Matt Edwards/Phil Clarke	WLS	BRC1	Ford Fiesta	1:46:37.7	0:47.5	2
Third Overall								
3	10	Rhys Yates/Alex Lee	GBR	BRC1	Ford Fiesta R5	1:47:58.2	2:08.0	3
Class BRC1								
1	3	Martin McCormack/David Moynihan	GBR	BRC1	Ford Fiesta R5	1:48:01.9		4
Class BRCP								
		No finisher eligible						
Class BRCJ								
1	35	Callum Devine/Keith Moriarty	IRL	BRCJ	Opel Adam	1:54:38.2		7
Class BRCC								
1	114	Alex Waterman/Harry Thomas	GBR	BRCC	Ford Fiesta	2:08:29.8		14
Class BRC3								
		No finisher eligible						
Class BRC4								
1	98	David White/Mathew White	GBR	BRC4	Ford Fiesta R2	2:02:52.2		13
Class BRC5								
		No finisher eligible						
Class NATC1								
		No finisher eligible						
Class NATC2								
1	102	William Hill/Richard Crozier	ENG	NATC2	Ford Fiesta R2	2:01:50.6		12
Class NATC3								
		No finisher eligible						
Class NATC4								
		No finisher eligible						
Class NATC5								
1	140	Federico Polese/Lucia Scognamiglio	ITA	NATC5	Porsche 911	2:35:06.2		17
Class NATC6								
		No finisher eligible						
Class NATC7								
		No finisher eligible						





Nicky Grist Stages 100 - National A


Saturday/Sunday 8/9th July 2017

Official Final Classification



Pos	No.	Driver/Co-driver	Nat.	Class	Class Posn.	Vehicle	Total Stages	Total Penalty	Total Time	Diff. Leader
1	2	Fredrik Ahlin/Torstein Eriksen	SWE/NOR	BRC1	1	Škoda Fabia R5	1:45:50.2		1:45:50.2	
2	7	Matt Edwards/Phil Clarke	WLS/WLS	BRC1	2	Ford Fiesta	1:46:37.7		1:46:37.7	0:47.5
3	10	Rhys Yates/Alex Lee	GBR/GBR	BRC1	3	Ford Fiesta R5	1:47:58.2		1:47:58.2	2:08.0
4	3	Martin McCormack/David Moynihan	GBR/IRL	BRC1	4	Ford Fiesta R5	1:48:01.9		1:48:01.9	2:11.7
5	11	Jamie Anderson/Ross Whittock	GBR/GBR	BRC1	5	Ford Fiesta R5	1:49:06.9		1:49:06.9	3:16.7
6	139	Barry McKenna/Leon Jordan	IRL/IRL	BRC1	6	Ford Fiesta	1:50:55.1		1:50:55.1	5:04.9
7	35	Callum Devine/Keith Moriarty	IRL/IRL	BRCJ	1	Opel Adam	1:54:38.2		1:54:38.2	8:48.0
8	38	William Creighton/Liam Regan	GBR/IRL	BRCJ	2	Peugeot 208 R2	1:54:56.8		1:54:56.8	9:06.6
9	40	James Williams/Dai Roberts	GBR/GBR	BRCJ	3	Ford Fiesta R2T	1:55:04.0		1:55:04.0	9:13.8
10	39	Marty Gallagher/Dean O'Sullivan	IRL/IRL	BRCJ	4	Peugeot 208 R2	1:55:35.9		1:55:35.9	9:45.7
11	37	Meirion Evans/Jonathan Jackson	WLS/WLS	BRCJ	5	Peugeot 208 R2	1:56:21.1		1:56:21.1	10:30.9
12	102	William Hill/Richard Crozier	ENG/SCT	NATC2	1	Ford Fiesta R2	2:01:50.6		2:01:50.6	16:00.4
13	98	David White/Mathew White	GBR/GBR	BRC4	1	Ford Fiesta R2	2:02:52.2		2:02:52.2	17:02.0
14	114	Alex Waterman/Harry Thomas	GBR/GBR	BRCC	1	Ford Fiesta	2:08:29.8		2:08:29.8	22:39.6
15	134	Nabila Tejpar/Steven McPhee	GBR/GBR	BRCC	2	Ford Fiesta R2	2:19:40.7		2:19:40.7	33:50.5
16	48	Josh Cornwell/Richard Bliss	GBR/GBR	BRCC	3	Ford Fiesta	2:29:08.9		2:29:08.9	43:18.7
17	140	Federico Polese/Lucia Scognamiglio	ITA/ITA	NATC5	1	Porsche 911	2:30:16.2	4:50.0	2:35:06.2	49:16.0






Nicky Grist Stages 100 - National A

Saturday/Sunday 8/9th July 2017
Official Results by Competition Number
Results to MC7



No.	Pos	Entrant/Sponsor Driver/Co-driver	Nat.	Class	Class Posn.	Vehicle	Total Stages	Total Penalty	Total Time	Diff. Leader
1		Entrant: Spencer Sport Osian Pryce/Dale Furniss	GBR/GBR	BRC1		Ford Fiesta R5	Stopped - SS12			
2	1	DMACK Speedline Fuchs Fredrik Ahlin/Torstein Eriksen	SWE/NOR	BRC1	1	Škoda Fabia R5	1:45:50.2		1:45:50.2	
3	4	Tiger Risk Partners Martin McCormack/David Moynihan	GBR/IRL	BRC1	4	Ford Fiesta R5	1:48:01.9		1:48:01.9	2:11.7
4		Keith Cronin/Mikie Galvin	IRL/IRL	BRC1		Ford Fiesta	Stopped - SS12			
7	2	Swift Caravans & Hankook Tyres Matt Edwards/Phil Clarke	WLS/WLS	BRC1	2	Ford Fiesta	1:46:37.7		1:46:37.7	0:47.5
10	3	Brettex Rhys Yates/Alex Lee	GBR/GBR	BRC1	3	Ford Fiesta R5	1:47:58.2		1:47:58.2	2:08.0
11	5	DMACK Speedline Fuchs Jamie Anderson/Ross Whittock	GBR/GBR	BRC1	5	Ford Fiesta R5	1:49:06.9		1:49:06.9	3:16.7
25		Alex Laffey/Patrick Walsh	GBR/GBR	BRC1		Ford Fiesta	Broken steering - SS17			
28		Tiger Risk Partnes, Kumho Tyres, MIS James Slaughter/Niall Burns	ENG/IRL	BRC1		Ford Fiesta R5	Mechanical - SS12			
35	7	Callum Devine Callum Devine/Keith Moriarty	IRL/IRL	BRCJ	1	Opel Adam	1:54:38.2		1:54:38.2	8:48.0
36		Skruvat/Pirelli/MH Motorsport Oscar Solberg/Patrik Barth	NOR/SWE	BRCJ		Ford Fiesta R2T	Went off - SS9			
37	11	Melvyn Evans Motorsport, Samco Sport, WWRs Meirion Evans/Jonathan Jackson	WLS/WLS	BRCJ	5	Peugeot 208 R2	1:56:21.1		1:56:21.1	10:30.9
38	8	Creightons of Balmoral William Creighton/Liam Regan	GBR/IRL	BRCJ	2	Peugeot 208 R2	1:54:56.8		1:54:56.8	9:06.6
39	10	Campsie Karting Centre Marty Gallagher/Dean O'Sullivan	IRL/IRL	BRCJ	4	Peugeot 208 R2	1:55:35.9		1:55:35.9	9:45.7
40	9	Entrant: Spencer Sport James Williams/Dai Roberts	GBR/GBR	BRCJ	3	Ford Fiesta R2T	1:55:04.0		1:55:04.0	9:13.8
41		MH Motorsport Josh McElean/Aaron Johnston	IRL/IRL	BRCJ		Ford Fiesta R2T	Off road - SS9			
48	16	Josh Cornwell/Richard Bliss	GBR/GBR	BRCC	3	Ford Fiesta	2:29:08.9		2:29:08.9	43:18.7
64		Delta Salvage Ltd Matthew Hirst/Declan Dear	GBR/GBR	NATC6		Mitsubishi Evo IX	Stopped at finish of SS9			
69		Genesis Tom Williams/Bryan Hull	GBR/GBR	BRCC		Ford Fiesta	Clutch after SS16			
92		Roger Platt/Jordan Wilkinson	GBR/WLS	NATC4		Toyota GT86	Mechanical - SS18			
98	13	F&G Commercials, Mirage Electronic Cigarettes David White/Mathew White	GBR/GBR	BRC4	1	Ford Fiesta R2	2:02:52.2		2:02:52.2	17:02.0
102	12	Hills Ford William Hill/Richard Crozier	ENG/SCT	NATC2	1	Ford Fiesta R2	2:01:50.6		2:01:50.6	16:00.4
113		Harper Adams Motorsport J McDiarmid/M Haines-Messenger	GBR/GBR	BRCC		Ford Fiesta R2 N	Off road - SS4			
114	14	MH Motorsport Alex Waterman/Harry Thomas	GBR/GBR	BRCC	1	Ford Fiesta	2:08:29.8		2:08:29.8	22:39.6
134	15	MH Motorsport, DD, EB, Pump Tech, Lumi, NUA Nabila Tejpar/Steven McPhee	GBR/GBR	BRCC	2	Ford Fiesta R2	2:19:40.7		2:19:40.7	33:50.5
139	6	Barry McKenna/Leon Jordan	IRL/IRL	BRC1	6	Ford Fiesta	1:50:55.1		1:50:55.1	5:04.9
140	17	Federico Polese/Lucia Scognamiglio	ITA/ITA	NATC5	1	Porsche 911	2:30:16.2	4:50.0	2:35:06.2	49:16.0
143		RAVENOL-Element Cameron Davies/Michael Gilbey	WLS	BRCJ		Peugeot 208	Engine f***ed - SS9			





Nicky Grist Stages 100 - National A

Saturday/Sunday 8/9th July 2017

Official Stage Times




No.	Driver	Nat.	Class	SS 1	SS 2	SS 3	SS 4	SS 5	SS 6	SS 7	SS 8	SS 9	SS 10	SS 11
				Monument 1	Route 60 1	Halfway 1	Crychan 1	Monument 2	Route 60 2	Halfway 2	Crychan 2	New Road 1	Burma Road 1	Quarry 1
1	Osian Pryce	GBR	BRC1	4:52.9	4:53.0	4:51.0	8:17.0	4:46.2	4:50.7	4:46.8	8:09.0	8:11.4	2:47.3	3:48.1
2	Fredrik Ahlin	SWE	BRC1	5:02.3	4:54.1	4:57.0	8:23.0	4:47.1	4:49.2	4:46.3	8:06.9	8:04.9	2:48.3	3:47.4
3	Martin McCormack	GBR	BRC1	5:03.1	5:07.5	5:07.0	8:41.0	4:54.6	4:57.3	4:52.9	8:19.6	8:23.4	2:53.1	3:55.8
4	Keith Cronin	IRL	BRC1	4:59.8	4:56.2	5:04.0	8:55.0	4:46.8	4:51.3	4:47.2	8:08.1	8:17.2	2:46.2	3:47.9
7	Matt Edwards	WLS	BRC1	5:03.5	4:54.3	5:07.0	8:27.0	4:50.2	4:52.5	4:50.8	8:13.8	8:16.1	2:48.6	3:47.1
10	Rhys Yates	GBR	BRC1	5:02.4	4:57.6	5:14.0	8:38.0	4:53.2	4:55.5	4:53.1	8:16.6	8:24.0	2:50.4	3:53.9
11	Jamie Anderson	GBR	BRC1	5:09.4	4:54.3	5:10.0	8:29.0	4:53.7	4:53.1	4:55.1	8:18.0	8:48.5	2:54.0	4:00.8
25	Alex Laffey	GBR	BRC1	5:17.2	5:14.2	5:23.0	9:00.0	5:06.2	5:09.2	5:03.6	8:29.2	8:18.9	2:49.1	3:50.8
28	James Slaughter	ENG	BRC1	5:25.3	5:18.1	5:26.0	8:59.0	5:13.0	5:13.9	5:05.3	8:43.6	9:01.7	3:02.6	4:05.4
35	Callum Devine	IRL	BRCJ	5:40.0	5:27.6	5:27.0	9:13.0	5:27.5	5:24.8	5:16.9	9:01.4	8:37.1	3:00.1	3:57.5
36	Oscar Solberg	NOR	BRCJ	5:29.2	5:23.6	5:16.0	13:49.0	5:49.1	5:25.7	5:14.2	8:59.6	Went off - SS9		
37	Meirion Evans	WLS	BRCJ	5:25.5	5:49.2	5:18.0	9:10.0	5:20.4	5:28.9	5:13.4	9:01.4	8:56.4	3:06.7	4:11.4
38	William Creighton	GBR	BRCJ	5:27.8	5:29.0	5:14.0	9:49.0	5:19.1	5:18.8	5:07.9	8:57.0	8:49.4	3:01.2	4:06.6
39	Marty Gallagher	IRL	BRCJ	5:32.5	5:28.9	5:20.0	9:08.0	5:23.1	5:22.4	5:12.2	9:03.1	8:54.1	3:03.5	4:07.7
40	James Williams	GBR	BRCJ	5:28.2	5:30.4	5:18.0	9:15.0	5:22.8	5:25.6	5:11.5	9:05.0	8:46.8	3:02.3	4:10.5
41	Josh McErlean	IRL	BRCJ	5:30.2	5:27.1	5:22.0	9:24.0	5:24.9	5:19.4	5:13.7	9:09.7	Off road - SS9		
48	Josh Cornwell	GBR	BRCC	5:53.6	5:45.8	5:37.0	9:28.0	12:41.1	12:43.2	12:31.5	16:21.1	9:18.4	3:11.4	4:20.9
64	Matthew Hirst	GBR	NATC6	5:25.7	13:45.1	13:41.0	18:49.0	13:36.0	13:34.6	13:22.5	17:06.2	Stopped at finish of SS9		
69	Tom Williams	GBR	BRCC	5:43.5	5:45.0	5:28.0	9:25.0	5:41.1	5:43.2	5:31.5	9:21.1	10:29.3	3:18.6	4:34.2
92	Roger Platt	GBR	NATC4	13:04.4	13:03.0	12:47.0	16:46.0	12:54.4	12:55.2	12:39.2	16:34.9	10:32.8	3:33.4	4:48.8
98	David White	GBR	BRC4	5:58.8	5:47.9	5:45.0	9:44.0	5:45.7	5:46.2	5:47.6	10:02.3	9:15.9	3:08.6	4:19.6
102	William Hill	ENG	NATC2	6:04.4	6:03.0	5:47.0	9:46.0	5:54.4	5:55.2	5:39.2	9:34.9	9:05.5	3:09.2	4:18.9
113	James McDiarmid	GBR	BRCC	6:13.4	6:17.4	6:13.0		6:20.6	6:27.6	6:09.9	10:34.1	Off road - SS4		
114	Alex Waterman	GBR	BRCC	6:03.6	6:05.1	5:54.0	10:04.0	6:05.8	6:12.6	5:54.3	9:56.5	10:08.3	3:22.1	4:32.8
134	Nabila Tejpar	GBR	BRCC	6:40.1	6:37.2	6:21.0	10:33.0	6:28.3	6:39.9	6:25.2	10:37.4	11:07.6	3:46.5	4:59.9
139	Barry McKenna	IRL	BRC1	5:09.8	5:03.5	5:10.0	8:39.0	4:59.9	5:00.6	4:58.5	8:39.7	9:01.8	2:53.1	4:05.9
140	Federico Polese	ITA	NATC5	6:48.8	6:45.1	6:41.0	11:49.0	6:36.0	6:34.6	6:22.5	20:06.2	11:35.8	4:03.4	5:07.7
143	Cameron Davies	WLS	BRCJ	5:32.2	5:26.4	5:18.0	9:24.0	5:18.7	5:19.9	5:12.4	8:56.7	Engine f***ed - SS9		

Times set under Rally 2 are shown as **12:34.5**.

Issued at 17:45 on 9 July 2017





Nicky Grist Stages 100 - National A

Saturday/Sunday 8/9th July 2017

Official Stage Times




No.	Driver	Nat.	Class	SS 12	SS 13	SS 14	SS 15	SS 16	SS 17	SS 18	SS 19	SS 20	Penalties
				New Road 2	Burma Road 2	Quarry 2	Tank 1	Dixies 1	Drovers Return 1	Tank 2	Dixies 2	Drovers Return 2	
1	Osian Pryce	GBR	BRC1	Stopped - SS12									
2	Fredrik Ahlin	SWE	BRC1	8:18.4	2:45.7	3:43.7	3:46.8	2:49.4	8:38.0	3:48.1	2:51.7	8:41.9	
3	Martin McCormack	GBR	BRC1	8:20.6	2:47.2	<u>3:46.9</u>	3:52.8	2:55.6	8:49.9	3:46.7	2:49.5	8:37.4	
4	Keith Cronin	IRL	BRC1	Stopped - SS12									
7	Matt Edwards	WLS	BRC1	8:02.0	2:44.9	3:46.9	3:55.7	2:52.3	8:52.6	3:48.5	2:50.2	8:33.7	
10	Rhys Yates	GBR	BRC1	8:24.8	2:47.4	<u>3:46.9</u>	3:53.4	2:53.1	8:54.2	3:50.7	2:50.0	8:39.0	
11	Jamie Anderson	GBR	BRC1	8:30.9	2:46.8	<u>3:46.9</u>	4:02.7	2:58.0	8:58.0	3:55.9	2:53.9	8:47.9	
25	Alex Laffey	GBR	BRC1	<u>8:30.9</u>	2:46.7	<u>3:46.9</u>	3:50.9	2:51.7	Broken steering - SS17				
28	James Slaughter	ENG	BRC1	Mechanical - SS12									
35	Callum Devine	IRL	BRCJ	8:40.8	2:59.2	<u>3:46.9</u>	4:03.4	3:03.2	9:12.8	4:04.0	3:02.0	9:13.0	
36	Oscar Solberg	NOR	BRCJ	Went off - SS9									
37	Meirion Evans	WLS	BRCJ	8:54.1	3:05.4	<u>3:46.9</u>	4:16.4	3:11.6	9:24.9	4:13.3	3:09.9	9:17.3	
38	William Creighton	GBR	BRCJ	8:44.8	2:58.7	<u>3:46.9</u>	4:06.3	3:03.5	9:19.1	4:07.0	3:02.0	9:08.7	
39	Marty Gallagher	IRL	BRCJ	8:55.7	3:00.7	<u>3:46.9</u>	4:14.2	3:06.9	9:22.9	4:09.8	3:03.7	9:19.6	
40	James Williams	GBR	BRCJ	8:47.3	2:58.9	<u>3:46.9</u>	4:07.9	3:04.9	9:23.1	4:08.3	3:03.1	9:07.5	
41	Josh McElean	IRL	BRCJ	Off road - SS9									
48	Josh Cornwell	GBR	BRCC	9:21.9	3:07.7	<u>3:46.9</u>	4:25.4	3:18.3	9:54.7	4:22.3	3:14.5	9:45.2	
64	Matthew Hirst	GBR	NATC6	Stopped at finish of SS9									
69	Tom Williams	GBR	BRCC	10:10.9	3:23.3	<u>3:46.9</u>	4:56.6	4:24.1	Clutch after SS16				
92	Roger Platt	GBR	NATC4	10:11.3	3:28.4	<u>3:46.9</u>	9:00.0	3:31.7	10:56.5	Mechanical - SS18			
98	David White	GBR	BRC4	9:23.7	3:10.8	<u>3:46.9</u>	4:23.6	3:25.0	9:56.4	4:19.5	3:14.2	9:50.5	
102	William Hill	ENG	NATC2	9:12.2	3:07.2	<u>3:46.9</u>	4:23.1	3:15.6	9:41.5	4:19.9	3:11.1	9:35.4	
113	James McDiarmid	GBR	BRCC	Off road - SS4									
114	Alex Waterman	GBR	BRCC	9:56.9	3:17.7	<u>3:46.9</u>	4:37.7	3:24.8	10:35.6	4:38.3	3:23.3	10:29.5	
134	Nabila Tejpar	GBR	BRCC	10:59.8	3:36.2	<u>3:46.9</u>	5:12.8	3:49.0	11:51.8	5:11.7	3:45.3	11:11.1	
139	Barry McKenna	IRL	BRC1	<u>8:30.9</u>	2:50.8	<u>3:46.9</u>	4:06.9	3:00.0	9:09.2	3:58.9	2:56.7	8:53.0	
140	Federico Polese	ITA	NATC5	11:06.0	3:38.7	<u>3:46.9</u>	5:02.3	3:39.2	11:01.3	4:56.7	3:36.5	10:58.5	4:50.0
143	Cameron Davies	WLS	BRCJ	Engine f***ed - SS9									

Notional times are shown as 12:34.5.

Issued at 17:45 on 9 July 2017





Nicky Grist Stages 100 - National A


Saturday/Sunday 8/9th July 2017

Official Class Results



Pos	No.	Driver/Co-driver	Nat.	Class	Ovrl Pos.	Vehicle	Total Stages	Total Penalty	Total Time	Diff. Leader
Class BRC1										
1	2	Fredrik Ahlin/Torstein Eriksen	SWE	BRC1	1	Škoda Fabia R5	1:45:50.2		1:45:50.2	
2	7	Matt Edwards/Phil Clarke	WLS	BRC1	2	Ford Fiesta	1:46:37.7		1:46:37.7	0:47.5
3	10	Rhys Yates/Alex Lee	GBR	BRC1	3	Ford Fiesta R5	1:47:58.2		1:47:58.2	2:08.0
4	3	Martin McCormack/David Moynihan	GBR	BRC1	4	Ford Fiesta R5	1:48:01.9		1:48:01.9	2:11.7
5	11	Jamie Anderson/Ross Whittock	GBR	BRC1	5	Ford Fiesta R5	1:49:06.9		1:49:06.9	3:16.7
6	139	Barry McKenna/Leon Jordan	IRL	BRC1	6	Ford Fiesta	1:50:55.1		1:50:55.1	5:04.9
Class BRCJ										
1	35	Callum Devine/Keith Moriarty	IRL	BRCJ	7	Opel Adam	1:54:38.2		1:54:38.2	
2	38	William Creighton/Liam Regan	GBR	BRCJ	8	Peugeot 208 R2	1:54:56.8		1:54:56.8	0:18.6
3	40	James Williams/Dai Roberts	GBR	BRCJ	9	Ford Fiesta R2T	1:55:04.0		1:55:04.0	0:25.8
4	39	Marty Gallagher/Dean O'Sullivan	IRL	BRCJ	10	Peugeot 208 R2	1:55:35.9		1:55:35.9	0:57.7
5	37	Meirion Evans/Jonathan Jackson	WLS	BRCJ	11	Peugeot 208 R2	1:56:21.1		1:56:21.1	1:42.9
Class BRCC										
1	114	Alex Waterman/Harry Thomas	GBR	BRCC	14	Ford Fiesta	2:08:29.8		2:08:29.8	
2	134	Nabila Tejpar/Steven McPhee	GBR	BRCC	15	Ford Fiesta R2	2:19:40.7		2:19:40.7	11:10.9
3	48	Josh Cornwell/Richard Bliss	GBR	BRCC	16	Ford Fiesta	2:29:08.9		2:29:08.9	20:39.1
Class BRC4										
1	98	David White/Mathew White	GBR	BRC4	13	Ford Fiesta R2	2:02:52.2		2:02:52.2	
Class NATC2										
1	102	William Hill/Richard Crozier	ENG	NATC2	12	Ford Fiesta R2	2:01:50.6		2:01:50.6	
Class NATC5										
1	140	Federico Polese/Lucia Scognamiglio	ITA	NATC5	17	Porsche 911	2:30:16.2	4:50.0	2:35:06.2	





Nicky Grist Stages 100 - National A


Saturday/Sunday 8/9th July 2017

Official Penalties



No.	Driver/Co-driver	Nat.	Class	Control	Reason	Penalty	Total
1	Osian Pryce/Dale Furniss	GBR/GBR	BRC1	SF9	Art 15. Hit chicane	0:05.0	0:05.0
113	James McDiarmid/Max Haines-Messenger	GBR/GBR	BRCC	MC1	Late at MC1	12:00.0	12:00.0
140	Federico Polese/Lucia Scognamiglio	ITA/ITA	NATC5	TC2 TC4A TC5 TC7 TC20	Early at TC2 Late at TC4A Late at TC5 Late at TC7 Late at TC20	3:00.0 0:40.0 0:50.0 0:10.0 0:10.0	4:50.0





Nicky Grist Stages 100 - National A

Saturday/Sunday 8/9th July 2017

Official Retirements


Listed by Competition Number

11 Retirements



No.	Driver/Co-driver	Nat.	Class	Vehicle	Location	Reason
1	Osian Pryce/Dale Furniss	GBR/GBR	BRC1	Ford Fiesta R5	Stage 12	Stopped - SS12
4	Keith Cronin/Mikie Galvin	IRL/IRL	BRC1	Ford Fiesta	Stage 12	Stopped - SS12
25	Alex Laffey/Patrick Walsh	GBR/GBR	BRC1	Ford Fiesta	Stage 17	Broken steering - SS17
28	James Slaughter/Niall Burns	ENG/IRL	BRC1	Ford Fiesta R5	Stage 12	Mechanical - SS12
36	Oscar Solberg/Patrik Barth	NOR/SWE	BRCJ	Ford Fiesta R2T	Stage 9	Went off - SS9
41	Josh McErlean/Aaron Johnston	IRL/IRL	BRCJ	Ford Fiesta R2T	Stage 9	Off road - SS9
64	Matthew Hirst/Declan Dear	GBR/GBR	NATC6	Mitsubishi Evo IX	Stage 9	Stopped at finish of SS9
69	Tom Williams/Bryan Hull	GBR/GBR	BRCC	Ford Fiesta	TC17	Clutch after SS16
92	Roger Platt/Jordan Wilkinson	GBR/WLS	NATC4	Toyota GT86	Stage 18	Mechanical - SS18
113	James McDiarmid/Max Haines-Messenger	GBR/GBR	BRCC	Ford Fiesta R2 N	Stage 4	Off road - SS4
143	Cameron Davies/Michael Gilbey	WLS	BRCJ	Peugeot 208	Stage 9	Engine f***ed - SS9





Nicky Grist Stages 100 - National A

Saturday/Sunday 8/9th July 2017

Official Ten Best Times on Each Stage




SS 1 Monument 1 Fastest 60.35mph Length 4.91 mile			SS 2 Route 60 1 Fastest 60.45mph Length 4.92 mile			SS 3 Halfway 1 Fastest 60.25mph Length 4.87 mile			SS 4 Crychan 1 Fastest 55.99mph Length 7.73 mile			SS 5 Monument 2 Fastest 61.76mph Length 4.91 mile		
No.	Driver	Time	No.	Driver	Time	No.	Driver	Time	No.	Driver	Time	No.	Driver	Time
1	Pryce	4:52.9	1	Pryce	4:53.0	1	Pryce	4:51.0	1	Pryce	8:17.0	1	Pryce	4:46.2
4	Cronin	4:59.8	2	Ahlin	4:54.1	2	Ahlin	4:57.0	2	Ahlin	8:23.0	4	Cronin	4:46.8
2	Ahlin	5:02.3	7=	Edwards	4:54.3	4	Cronin	5:04.0	7	Edwards	8:27.0	2	Ahlin	4:47.1
10	Yates	5:02.4	11=	Anderson	4:54.3	3=	McCormack	5:07.0	11	Anderson	8:29.0	7	Edwards	4:50.2
3	McCormack	5:03.1	4	Cronin	4:56.2	7=	Edwards	5:07.0	10	Yates	8:38.0	10	Yates	4:53.2
7	Edwards	5:03.5	10	Yates	4:57.6	11=	Anderson	5:10.0	139	McKenna	8:39.0	11	Anderson	4:53.7
11	Anderson	5:09.4	139	McKenna	5:03.5	139=	McKenna	5:10.0	3	McCormack	8:41.0	3	McCormack	4:54.6
139	McKenna	5:09.8	3	McCormack	5:07.5	10=	Yates	5:14.0	4	Cronin	8:55.0	139	McKenna	4:59.9
25	Laffey	5:17.2	25	Laffey	5:14.2	38=	Creighton	5:14.0	28	Slaughter	8:59.0	25	Laffey	5:06.2
28	Slaughter	5:25.3	28	Slaughter	5:18.1	36	Solberg	5:16.0	25	Laffey	9:00.0	28	Slaughter	5:13.0
SS 6 Route 60 2 Fastest 61.24mph Length 4.92 mile			SS 7 Halfway 2 Fastest 61.24mph Length 4.87 mile			SS 8 Crychan 2 Fastest 57.15mph Length 7.73 mile			SS 9 New Road 1 Fastest 74.61mph Length 10.05 mile			SS 10 Burma Road 1 Fastest 64.98mph Length 3.00 mile		
No.	Driver	Time	No.	Driver	Time	No.	Driver	Time	No.	Driver	Time	No.	Driver	Time
2	Ahlin	4:49.2	2	Ahlin	4:46.3	2	Ahlin	8:06.9	2	Ahlin	8:04.9	4	Cronin	2:46.2
1	Pryce	4:50.7	1	Pryce	4:46.8	4	Cronin	8:08.1	1	Pryce	8:11.4	1	Pryce	2:47.3
4	Cronin	4:51.3	4	Cronin	4:47.2	1	Pryce	8:09.0	7	Edwards	8:16.1	2	Ahlin	2:48.3
7	Edwards	4:52.5	7	Edwards	4:50.8	7	Edwards	8:13.8	4	Cronin	8:17.2	7	Edwards	2:48.6
11	Anderson	4:53.1	3	McCormack	4:52.9	10	Yates	8:16.6	25	Laffey	8:18.9	25	Laffey	2:49.1
10	Yates	4:55.5	10	Yates	4:53.1	11	Anderson	8:18.0	3	McCormack	8:23.4	10	Yates	2:50.4
3	McCormack	4:57.3	11	Anderson	4:55.1	3	McCormack	8:19.6	10	Yates	8:24.0	3=	McCormack	2:53.1
139	McKenna	5:00.6	139	McKenna	4:58.5	25	Laffey	8:29.2	35	Devine	8:37.1	139=	McKenna	2:53.1
25	Laffey	5:09.2	25	Laffey	5:03.6	139	McKenna	8:39.7	40	Williams	8:46.8	11	Anderson	2:54.0
28	Slaughter	5:13.9	28	Slaughter	5:05.3	28	Slaughter	8:43.6	11	Anderson	8:48.5	35	Devine	3:00.1
SS 11 Quarry 1 Fastest 68.96mph Length 4.35 mile			SS 12 New Road 2 Fastest 75.06mph Length 10.05 mile			SS 13 Burma Road 2 Fastest 65.49mph Length 3.00 mile			SS 14 Quarry 2 Fastest 70.00mph Length 4.35 mile			SS 15 Tank 1 Fastest 69.21mph Length 4.36 mile		
No.	Driver	Time	No.	Driver	Time	No.	Driver	Time	No.	Driver	Time	No.	Driver	Time
7	Edwards	3:47.1	7	Edwards	8:02.0	7	Edwards	2:44.9	2	Ahlin	3:43.7	2	Ahlin	3:46.8
2	Ahlin	3:47.4	2	Ahlin	8:18.4	2	Ahlin	2:45.7	3=	McCormack	3:46.9	25	Laffey	3:50.9
4	Cronin	3:47.9	3	McCormack	8:20.6	25	Laffey	2:46.7	7=	Edwards	3:46.9	3	McCormack	3:52.8
1	Pryce	3:48.1	10	Yates	8:24.8	11	Anderson	2:46.8	10=	Yates	3:46.9	10	Yates	3:53.4
25	Laffey	3:50.8	11=	Anderson	8:30.9	3	McCormack	2:47.2	11=	Anderson	3:46.9	7	Edwards	3:55.7
10	Yates	3:53.9	25=	Laffey	8:30.9	10	Yates	2:47.4	25=	Laffey	3:46.9	11	Anderson	4:02.7
3	McCormack	3:55.8	139=	McKenna	8:30.9	139	McKenna	2:50.8	35=	Devine	3:46.9	35	Devine	4:03.4
35	Devine	3:57.5	35	Devine	8:40.8	38	Creighton	2:58.7	37=	Evans	3:46.9	38	Creighton	4:06.3
11	Anderson	4:00.8	38	Creighton	8:44.8	40	Williams	2:58.9	38=	Creighton	3:46.9	139	McKenna	4:06.9
28	Slaughter	4:05.4	40	Williams	8:47.3	35	Devine	2:59.2	39=	Gallagher	3:46.9	40	Williams	4:07.9
SS 16 Dixies 1 Fastest 66.52mph Length 3.13 mile			SS 17 Drovers Return 1 Fastest 73.81mph Length 10.62 mile			SS 18 Tank 2 Fastest 69.24mph Length 4.36 mile			SS 19 Dixies 2 Fastest 66.48mph Length 3.13 mile			SS 20 Drovers Return 2 Fastest 74.42mph Length 10.62 mile		
No.	Driver	Time	No.	Driver	Time	No.	Driver	Time	No.	Driver	Time	No.	Driver	Time
2	Ahlin	2:49.4	2	Ahlin	8:38.0	3	McCormack	3:46.7	3	McCormack	2:49.5	7	Edwards	8:33.7
25	Laffey	2:51.7	3	McCormack	8:49.9	2	Ahlin	3:48.1	10	Yates	2:50.0	3	McCormack	8:37.4
7	Edwards	2:52.3	7	Edwards	8:52.6	7	Edwards	3:48.5	7	Edwards	2:50.2	10	Yates	8:39.0
10	Yates	2:53.1	10	Yates	8:54.2	10	Yates	3:50.7	2	Ahlin	2:51.7	2	Ahlin	8:41.9
3	McCormack	2:55.6	11	Anderson	8:58.0	11	Anderson	3:55.9	11	Anderson	2:53.9	11	Anderson	8:47.9
11	Anderson	2:58.0	139	McKenna	9:09.2	139	McKenna	3:58.9	139	McKenna	2:56.7	139	McKenna	8:53.0
139	McKenna	3:00.0	35	Devine	9:12.8	35	Devine	4:04.0	35=	Devine	3:02.0	40	Williams	9:07.5
35	Devine	3:03.2	38	Creighton	9:19.1	38	Creighton	4:07.0	38=	Creighton	3:02.0	38	Creighton	9:08.7
38	Creighton	3:03.5	39	Gallagher	9:22.9	40	Williams	4:08.3	40	Williams	3:03.1	35	Devine	9:13.0
40	Williams	3:04.9	40	Williams	9:23.1	39	Gallagher	4:09.8	39	Gallagher	3:03.7	37	Evans	9:17.3

Notional times are shown as 12:34.5.

Issued at 17:45 on 9 July 2017



SS 1 Monument 1 Gravel Length 4.91 mile			SS 2 Route 60 1 Gravel Length 4.92 mile			SS 3 Halfway 1 Gravel Length 4.87 mile			SS 4 Crychan 1 Gravel Length 7.73 mile		
No.	Driver	Total	No.	Driver	Total	No.	Driver	Total	No.	Driver	Total
1	Pryce	0:04:52.9	1	Pryce	0:09:45.9	1	Pryce	0:14:36.9	1	Pryce	0:22:53.9
4	Cronin	0:04:59.8	4	Cronin	0:09:56.0	2	Ahlin	0:14:53.4	2	Ahlin	0:23:16.4
2	Ahlin	0:05:02.3	2	Ahlin	0:09:56.4	4	Cronin	0:15:00.0	7	Edwards	0:23:31.8
10	Yates	0:05:02.4	7	Edwards	0:09:57.8	7	Edwards	0:15:04.8	11	Anderson	0:23:42.7
3	McCormack	0:05:03.1	10	Yates	0:10:00.0	11	Anderson	0:15:13.7	10	Yates	0:23:52.0
7	Edwards	0:05:03.5	11	Anderson	0:10:03.7	10	Yates	0:15:14.0	4	Cronin	0:23:55.0
11	Anderson	0:05:09.4	3	McCormack	0:10:10.6	3	McCormack	0:15:17.6	3	McCormack	0:23:58.6
139	McKenna	0:05:09.8	139	McKenna	0:10:13.3	139	McKenna	0:15:23.3	139	McKenna	0:24:02.3
25	Laffey	0:05:17.2	25	Laffey	0:10:31.4	25	Laffey	0:15:54.4	25	Laffey	0:24:54.4
28	Slaughter	0:05:25.3	28	Slaughter	0:10:43.4	36	Solberg	0:16:08.8	28	Slaughter	0:25:08.4
SS 5 Monument 2 Gravel Length 4.91 mile			SS 6 Route 60 2 Gravel Length 4.92 mile			SS 7 Halfway 2 Gravel Length 4.87 mile			SS 8 Crychan 2 Gravel Length 7.73 mile		
No.	Driver	Total	No.	Driver	Total	No.	Driver	Total	No.	Driver	Total
1	Pryce	0:27:40.1	1	Pryce	0:32:30.8	1	Pryce	0:37:17.6	1	Pryce	0:45:26.6
2	Ahlin	0:28:03.5	2	Ahlin	0:32:52.7	2	Ahlin	0:37:39.0	2	Ahlin	0:45:45.9
7	Edwards	0:28:22.0	7	Edwards	0:33:14.5	7	Edwards	0:38:05.3	7	Edwards	0:46:19.1
11	Anderson	0:28:36.4	11	Anderson	0:33:29.5	4	Cronin	0:38:20.3	4	Cronin	0:46:28.4
4	Cronin	0:28:41.8	4	Cronin	0:33:33.1	11	Anderson	0:38:24.6	11	Anderson	0:46:42.6
10	Yates	0:28:45.2	10	Yates	0:33:40.7	10	Yates	0:38:33.8	10	Yates	0:46:50.4
3	McCormack	0:28:53.2	3	McCormack	0:33:50.5	3	McCormack	0:38:43.4	3	McCormack	0:47:03.0
139	McKenna	0:29:02.2	139	McKenna	0:34:02.8	139	McKenna	0:39:01.3	139	McKenna	0:47:41.0
25	Laffey	0:30:00.6	25	Laffey	0:35:09.8	25	Laffey	0:40:13.4	25	Laffey	0:48:42.6
28	Slaughter	0:30:21.4	28	Slaughter	0:35:35.3	28	Slaughter	0:40:40.6	28	Slaughter	0:49:24.2
SS 9 New Road 1 Asphalt Length 10.05 mile			SS 10 Burma Road 1 Asphalt Length 3.00 mile			SS 11 Quarry 1 Asphalt Length 4.35 mile			SS 12 New Road 2 Asphalt Length 10.05 mile		
No.	Driver	Total	No.	Driver	Total	No.	Driver	Total	No.	Driver	Total
1	Pryce	0:53:43.0	1	Pryce	0:56:30.3	1	Pryce	1:00:18.4	2	Ahlin	1:08:44.9
2	Ahlin	0:53:50.8	2	Ahlin	0:56:39.1	2	Ahlin	1:00:26.5	7	Edwards	1:09:12.9
7	Edwards	0:54:35.2	7	Edwards	0:57:23.8	7	Edwards	1:01:10.9	10	Yates	1:10:23.5
4	Cronin	0:54:45.6	4	Cronin	0:57:31.8	4	Cronin	1:01:19.7	3	McCormack	1:10:35.9
10	Yates	0:55:14.4	10	Yates	0:58:04.8	10	Yates	1:01:58.7	11	Anderson	1:10:56.8
3	McCormack	0:55:26.4	3	McCormack	0:58:19.5	3	McCormack	1:02:15.3	25	Laffey	1:12:12.3
11	Anderson	0:55:31.1	11	Anderson	0:58:25.1	11	Anderson	1:02:25.9	139	McKenna	1:12:12.7
139	McKenna	0:56:42.8	139	McKenna	0:59:35.9	25	Laffey	1:03:41.4	35	Devine	1:15:13.7
25	Laffey	0:57:01.5	25	Laffey	0:59:50.6	139	McKenna	1:03:41.8	40	Williams	1:15:23.4
28	Slaughter	0:58:25.9	28	Slaughter	1:01:28.5	28	Slaughter	1:05:33.9	38	Creighton	1:15:24.6
SS 13 Burma Road 2 Asphalt Length 3.00 mile			SS 14 Quarry 2 Asphalt Length 4.35 mile			SS 15 Tank 1 Asphalt Length 4.36 mile			SS 16 Dixies 1 Asphalt Length 3.13 mile		
No.	Driver	Total	No.	Driver	Total	No.	Driver	Total	No.	Driver	Total
2	Ahlin	1:11:30.6	2	Ahlin	1:15:14.3	2	Ahlin	1:19:01.1	2	Ahlin	1:21:50.5
7	Edwards	1:11:57.8	7	Edwards	1:15:44.7	7	Edwards	1:19:40.4	7	Edwards	1:22:32.7
10	Yates	1:13:10.9	10	Yates	1:16:57.8	10	Yates	1:20:51.2	10	Yates	1:23:44.3
3	McCormack	1:13:23.1	3	McCormack	1:17:10.0	3	McCormack	1:21:02.8	3	McCormack	1:23:58.4
11	Anderson	1:13:43.6	11	Anderson	1:17:30.5	11	Anderson	1:21:33.2	11	Anderson	1:24:31.2
25	Laffey	1:14:59.0	25	Laffey	1:18:45.9	25	Laffey	1:22:36.8	25	Laffey	1:25:28.5
139	McKenna	1:15:03.5	139	McKenna	1:18:50.4	139	McKenna	1:22:57.3	139	McKenna	1:25:57.3
35	Devine	1:18:12.9	35	Devine	1:21:59.8	35	Devine	1:26:03.2	35	Devine	1:29:06.4
40	Williams	1:18:22.3	40	Williams	1:22:09.2	38	Creighton	1:26:16.5	38	Creighton	1:29:20.0
38	Creighton	1:18:23.3	38	Creighton	1:22:10.2	40	Williams	1:26:17.1	40	Williams	1:29:22.0



Nicky Grist Stages 100 - National A


Saturday/Sunday 8/9th July 2017

Official Ten Leading Positions after Each Stage



SS 17 Drivers Return 1 Asphalt Length 10.62 mile			SS 18 Tank 2 Asphalt Length 4.36 mile			SS 19 Dixies 2 Asphalt Length 3.13 mile			SS 20 Drivers Return 2 Asphalt Length 10.62 mile		
No.	Driver	Total	No.	Driver	Total	No.	Driver	Total	No.	Driver	Total
2	Ahlin	1:30:28.5	2	Ahlin	1:34:16.6	2	Ahlin	1:37:08.3	2	Ahlin	1:45:50.2
7	Edwards	1:31:25.3	7	Edwards	1:35:13.8	7	Edwards	1:38:04.0	7	Edwards	1:46:37.7
10	Yates	1:32:38.5	10	Yates	1:36:29.2	10	Yates	1:39:19.2	10	Yates	1:47:58.2
3	McCormack	1:32:48.3	3	McCormack	1:36:35.0	3	McCormack	1:39:24.5	3	McCormack	1:48:01.9
11	Anderson	1:33:29.2	11	Anderson	1:37:25.1	11	Anderson	1:40:19.0	11	Anderson	1:49:06.9
139	McKenna	1:35:06.5	139	McKenna	1:39:05.4	139	McKenna	1:42:02.1	139	McKenna	1:50:55.1
35	Devine	1:38:19.2	35	Devine	1:42:23.2	35	Devine	1:45:25.2	35	Devine	1:54:38.2
38	Creighton	1:38:39.1	38	Creighton	1:42:46.1	38	Creighton	1:45:48.1	38	Creighton	1:54:56.8
40	Williams	1:38:45.1	40	Williams	1:42:53.4	40	Williams	1:45:56.5	40	Williams	1:55:04.0
39	Gallagher	1:39:02.8	39	Gallagher	1:43:12.6	39	Gallagher	1:46:16.3	39	Gallagher	1:55:35.9





Nicky Grist Stages 100 - National A

Saturday/Sunday 8/9th July 2017

Official Stage Positions




Total number of fastest times, second fastest times etc.

No.	Driver	1	2	3	4	5	6	7	8	9	10	11	12	13	14	15
2	Fredrik Ahlin	8	7	3	2	-	-	-	-	-	-	-	-	-	-	-
1	Osian Pryce	5	4	1	1	-	-	-	-	-	-	-	-	-	-	-
7	Matt Edwards	4	1	7	6	1	1	-	-	-	-	-	-	-	-	-
3	Martin McCormack	2	2	2	1	4	1	6	1	-	-	-	-	-	-	-
4	Keith Cronin	1	3	4	1	1	-	-	1	-	-	-	-	-	-	-
25	Alex Laffey	-	2	1	-	3	-	-	1	5	1	-	-	-	-	-
10	Rhys Yates	-	1	1	6	3	6	1	1	-	-	-	-	-	-	-
11	Jamie Anderson	-	-	1	2	6	5	2	-	2	1	-	-	-	-	-
139	Barry McKenna	-	-	-	-	-	6	4	4	2	-	1	-	-	-	1
35	Callum Devine	-	-	-	-	-	-	4	4	1	2	-	-	1	2	1
38	William Creighton	-	-	-	-	-	-	1	6	2	-	4	3	1	-	-
40	James Williams	-	-	-	-	-	-	1	-	4	1	2	-	1	1	-
28	James Slaughter	-	-	-	-	-	-	-	-	1	7	-	-	1	1	-
39	Marty Gallagher	-	-	-	-	-	-	-	-	1	2	5	2	2	3	2
37	Meirion Evans	-	-	-	-	-	-	-	-	-	1	6	4	2	1	3
36	Oscar Solberg	-	-	-	-	-	-	-	-	-	1	1	-	1	-	1
143	Cameron Davies	-	-	-	-	-	-	-	-	-	-	3	1	1	1	1
102	William Hill	-	-	-	-	-	-	-	-	-	-	-	3	5	-	-
98	David White	-	-	-	-	-	-	-	-	-	-	-	1	1	3	2
41	Josh McErlean	-	-	-	-	-	-	-	-	-	-	-	1	1	-	2
64	Matthew Hirst	-	-	-	-	-	-	-	-	-	-	-	1	-	-	-
48	Josh Cornwell	-	-	-	-	-	-	-	-	-	-	-	-	2	5	1
114	Alex Waterman	-	-	-	-	-	-	-	-	-	-	-	-	-	-	5

Note: where more than one competitor has the same stage time, they are all credited with the same stage position.





Nicky Grist Stages 100 - National A

Saturday/Sunday 8/9th July 2017

Official Time Chart


Competitors in order of time taken on each stage

Underline denotes competitors who have been credited with a notional time.



Posn	Stage																			
	1	2	3	4	5	6	7	8	9	10	11	12	13	14	15	16	17	18	19	20
1	1	1	1	1	1	2	2	2	2	4	7	7	7	2	2	2	2	3	3	7
2	4	2	2	2	4	1	1	4	1	1	2	2	2	<u>3=</u>	25	25	3	2	10	3
3	2	<u>7=</u>	4	7	2	4	4	1	7	2	4	3	25	<u>7=</u>	3	7	7	7	7	10
4	10	<u>11=</u>	<u>3=</u>	11	7	7	7	7	4	7	1	10	11	<u>10=</u>	10	10	10	10	2	2
5	3	4	<u>7=</u>	10	10	11	3	10	25	25	25	<u>11=</u>	3	<u>11=</u>	7	3	11	11	11	11
6	7	10	<u>11=</u>	<u>139</u>	11	10	10	11	3	10	10	<u>25=</u>	10	<u>25=</u>	11	11	<u>139</u>	<u>139</u>	<u>139</u>	<u>139</u>
7	11	<u>139</u>	<u>139=</u>	3	3	3	11	3	10	<u>3=</u>	3	<u>139=</u>	<u>139</u>	<u>35=</u>	35	<u>139</u>	35	35	<u>35=</u>	40
8	<u>139</u>	3	<u>10=</u>	4	<u>139</u>	<u>139</u>	<u>139</u>	25	<u>35</u>	<u>139=</u>	35	35	38	<u>37=</u>	38	35	38	38	<u>38=</u>	38
9	25	25	<u>38=</u>	28	25	25	25	<u>139</u>	40	11	11	38	40	<u>38=</u>	<u>139</u>	38	39	40	40	35
10	28	28	36	25	28	28	28	28	11	35	28	40	35	<u>39=</u>	40	40	40	39	39	37
11	37	36	<u>37=</u>	39	143	38	38	143	38	38	<u>139</u>	37	39	<u>40=</u>	39	39	37	37	37	39
12	64	143	<u>40=</u>	37	38	41	40	38	39	40	38	39	37	<u>48=</u>	37	37	102	98	102	102
13	38	41	<u>143=</u>	35	37	143	39	36	37	28	39	102	102	<u>69=</u>	102	102	48	102	98	48
14	40	35	39	40	40	39	143	<u>35=</u>	28	39	40	48	48	<u>92=</u>	98	48	98	48	48	98
15	36	39	41	<u>41=</u>	39	35	37	<u>37=</u>	<u>139</u>	37	37	98	98	<u>98=</u>	48	114	114	114	114	114
16	41	38	25	<u>143=</u>	41	40	41	39	102	98	102	114	114	<u>102=</u>	114	98	92	140	140	140
17	143	40	28	69	35	36	36	40	98	102	98	69	69	<u>114=</u>	69	92	140	140	134	134
18	39	69	35	48	69	37	35	41	48	48	48	92	92	<u>134=</u>	140	140	140			
19	35	48	69	98	98	69	69	69	114	69	114	134	134	<u>139=</u>	134	134				
20	69	98	48	102	36	98	102	102	69	114	69	140	140	<u>140=</u>	92	69				
21	48	37	98	38	102	102	98	114	92	92	92									
22	98	102	102	114	114	114	114	98	134	134	134									
23	114	114	114	134	113	113	113	113	140	140	140									
24	102	113	113	140	134	140	140	134												
25	113	134	134	36	140	134	134	48												
26	134	140	140	92	48	48	48	92												
27	140	92	92	64	92	92	92	64												
28	92	64	64		64	64	64	140												





Nicky Grist Stages 100 - National A

Saturday/Sunday 8/9th July 2017

Official Stage Chart

Cumulative positions after each stage (including all additional penalties)



Posn	Stage																			
	1	2	3	4	5	6	7	8	9	10	11	12	13	14	15	16	17	18	19	20
1	1	1	1	1	1	1	1	1	1	1	1	2	2	2	2	2	2	2	2	2
2	4	4	2	2	2	2	2	2	2	2	2	7	7	7	7	7	7	7	7	7
3	2	2	4	7	7	7	7	7	7	7	7	10	10	10	10	10	10	10	10	10
4	10	7	7	11	11	11	4	4	4	4	4	3	3	3	3	3	3	3	3	3
5	3	10	11	10	4	4	11	11	10	10	10	11	11	11	11	11	11	11	11	11
6	7	11	10	4	10	10	10	10	3	3	3	25	25	25	25	25	139	139	139	139
7	11	3	3	3	3	3	3	3	11	11	11	139	139	139	139	139	35	35	35	35
8	139	139	139	139	139	139	139	139	139	139	25	35	35	35	35	35	38	38	38	38
9	25	25	25	25	25	25	25	25	25	25	139	40	40	40	38	38	40	40	40	40
10	28	28	36	28	28	28	28	28	28	28	28	38	38	38	40	40	39	39	39	39
11	37	36	28	39	39	39	39	143	40	40	35	39	39	39	39	39	37	37	37	37
12	64	38	38	40	40	143	40	39	39	39	39	37	37	37	37	37	102	102	102	102
13	38	41	40	143	143	40	143	40	38	38	40	102	102	102	102	102	98	98	98	98
14	40	40	143	37	37	41	41	38	35	35	38	98	98	98	98	98	114	114	114	114
15	36	143	41	41	41	37	37	37	37	37	37	69	69	69	69	69	134	134	134	134
16	41	39	39	35	35	38	38	41	69	69	69	114	114	114	114	114	48	48	48	48
17	143	35	37	38	38	35	35	35	102	102	102	134	134	134	134	134	140	140	140	140
18	39	37	35	69	69	69	69	69	98	98	98	48	48	48	48	48	92			
19	35	69	69	48	98	98	98	98	114	114	114	140	140	140	140	140				
20	69	48	48	98	102	102	102	102	134	134	134	92	92	92	92	92				
21	48	98	98	102	114	114	114	114	36	140	140	140								
22	98	102	102	114	36	36	36	114	48	48	48									
23	114	114	114	36	134	134	134	134	92	92	92									
24	102	113	113	134	48	140	140	140												
25	113	134	134	140	140	48	48	48												
26	134	140	140	64	64	64	64	64												
27	140	64	64	92	92	92	92	92												
28	92	92	92																	

