

Pos	No.	Driver/Co-Driver	Class	Vehicle	Total Time	Diff. Leader	Overall Pos
Overall Awards							
1	1	Connor McCLOSKEY/Francis REGAN	E5	Subaru S9	0:39:53.5		1
2	5	Sebastian LING/Aled REES	E5	Mitsubishi Evo 9	0:40:07.7	0:14.2	2
Class E1							
1	26	Martin JONES/Richard CHRISTENSEN	E1	Vauxhall Corsa	0:47:12.3		19
Class E2							
1	25	Thomas LLOYD/Craig MAGGS	E2	Peugeot 205	0:46:31.6		16
Class E3							
1	15	Dylan DAVIES/Llion "TRACTOR" WILLIAMS	E3	Ford Escort Mk1	0:42:58.0		8
2	17	Ben LLEWELLIN/Chris DAVIES	E3	Ford Escort Mk II	0:43:21.4	0:23.4	10
3	18	Len JONES/Don JAMES	E3	Ford Escort	0:43:56.9	0:58.9	13
Class E4							
1	20	Colin WEBB/Matt ROGERS	E4	BMW 325	0:45:53.9		14
2	41	Trev BAYNHAM/Anthony BAILEY	E4	Ford Escort	0:46:39.3	0:45.4	17
Class E5							
1	19	Jason MORGAN/Adrian WILLIAMS	E5	Mitsubishi EVO 6	0:42:55.2		7
2	6	Keith PARRY/Eryl EVANS	E5	Subaru Imprezza	0:43:07.3	0:12.1	9
3	10	Nev JONES/Jonny Tad EVANS	E5	Subaru Impreza	0:43:44.1	0:48.9	11
Class E6							
1	3	Alex ALLINGHAM/Chris WILLIAMS	E6	Subaru Impreza N10	0:40:32.5		3
2	4	Luke FRANCIS/John H ROBERTS	E6	Mitsubishi Evo 9	0:41:16.0	0:43.5	4
Award - Highest place Driver or Co-Driver under 25 years of age							
1	3	Chris WILLIAMS	E6	Subaru Impreza N10	0:40:32.5		3
Award - Most Sporting Contribution to the Event - John Chaplin Memorial Award							
		T.B.A.					
Award - Best Pirelli Welsh National Championship Crew							
1	1	Connor McCLOSKEY/Francis REGAN	E5	Subaru S9	0:39:53.5		1
Award - Pirelli Welsh National Championship Group N Driver							
1	3	Alex ALLINGHAM	E6	Subaru Impreza N10	0:40:32.5		3
Award - Pirelli Welsh National Championship Under 25 Driver							
1	4	Luke FRANCIS	E6	Mitsubishi Evo 9	0:41:16.0		4
Award - Pirelli Welsh National Championship 2WD Driver							
1	17	Ben LLEWELLIN	E3	Ford Escort Mk II	0:43:21.4		10



Severn Valley Rally

Saturday 15th June 2013

Final Results



Pos	No.	Driver/Co-driver	Class	Class Posn.	Vehicle	Stage Times	Penalties	Total Time	Diff. Leader
1	1	Connor McCLOSKEY/Francis REGAN	E5	1	Subaru S9	0:39:53.5		0:39:53.5	
2	5	Sebastian LING/Aled REES	E5	2	Mitsubishi Evo 9	0:40:07.7		0:40:07.7	0:14.2
3	3	Alex ALLINGHAM/Chris WILLIAMS	E6	1	Subaru Impreza N10	0:40:32.5		0:40:32.5	0:39.0
4	4	Luke FRANCIS/John H ROBERTS	E6	2	Mitsubishi Evo 9	0:41:16.0		0:41:16.0	1:22.5
5	7	Paul DAVY/Roger ALLAN	E6	3	Subaru Impreza	0:42:09.0		0:42:09.0	2:15.5
6	9	Wug UTTING/Max UTTING	E6	4	Subaru Impreza N12b	0:42:32.9		0:42:32.9	2:39.4
7	19	Jason MORGAN/Adrian WILLIAMS	E5	3	Mitsubishi EVO 6	0:42:55.2		0:42:55.2	3:01.7
8	15	Dylan DAVIES/Llion "TRACTOR" WILLIAMS	E3	1	Ford Escort Mk1	0:42:58.0		0:42:58.0	3:04.5
9	6	Keith PARRY/Eryl EVANS	E5	4	Subaru Imprezza	0:43:07.3		0:43:07.3	3:13.8
10	17	Ben LLEWELLIN/Chris DAVIES	E3	2	Ford Escort Mk II	0:43:21.4		0:43:21.4	3:27.9
11	10	Nev JONES/Jonny Tad EVANS	E5	5	Subaru Impreza	0:43:44.1		0:43:44.1	3:50.6
12	14	Tony MACWHIRTER/Steve GREEN	E5	6	Mitsubishi Evo 9	0:43:55.7		0:43:55.7	4:02.2
13	18	Len JONES/Don JAMES	E3	3	Ford Escort	0:43:56.9		0:43:56.9	4:03.4
14	20	Colin WEBB/Matt ROGERS	E4	1	BMW 325	0:45:53.9		0:45:53.9	6:00.4
15	40	Meirion EVANS/Paul WAKELY	E3	4	Ford Fiesta ST	0:46:28.6		0:46:28.6	6:35.1
16	25	Thomas LLOYD/Craig MAGGS	E2	1	Peugeot 205	0:46:31.6		0:46:31.6	6:38.1
17	41	Trev BAYNHAM/Anthony BAILEY	E4	2	Ford Escort	0:46:39.3		0:46:39.3	6:45.8
18	30	Shawn BALDWIN/Jack WALBY	E3	5	Ford Escort Mk2	0:47:10.0		0:47:10.0	7:16.5
19	26	Martin JONES/Richard CHRISTENSEN	E1	1	Vauxhall Corsa	0:47:12.3		0:47:12.3	7:18.8
20	39	Rory HALL/Daniel NIERODA	E6	5	Subaru Impreza	0:47:18.7		0:47:18.7	7:25.2
21	23	David JONES/Glyn PRICE	E4	3	BMW E30	0:48:11.5		0:48:11.5	8:18.0
22	27	Gwyn JONES/Rob LEEMAN	E3	6	Seat Ibiza	0:49:02.9		0:49:02.9	9:09.4
23	22	Geoff COTTRILL/Nathan CREWE	E5	7	MG Metro	0:49:25.8		0:49:25.8	9:32.3
24	31	Medwyn JONES/Ian JONES	E2	2	Talbot Sunbeam	0:49:38.6		0:49:38.6	9:45.1
25	32	Simon DALTON/Thomas NEATHWAY	E3	7	Ford Fiesta	0:49:39.4		0:49:39.4	9:45.9
26	33	John MADOC-JONES/Peter WILLIAMS	E1	2	Vauxhall Corsa	0:49:40.9		0:49:40.9	9:47.4
27	38	Sion ELLIS/Peredur DAVIES	E1	3	Nissan Micra	0:51:10.6		0:51:10.6	11:17.1
28	36	Mark VAUGHAN/Keegan REES	E3	8	Ford Escort Mk6 RS2000	0:54:15.8		0:54:15.8	14:22.3
29	35	Phil MORGAN/William KELLY	E3	9	Ford Escort Mk2	0:54:35.7		0:54:35.7	14:42.2
30	37	John JONES/Laura UNETT	E3	10	Peugeot 205	0:56:26.7		0:56:26.7	16:33.2
31	34	Simon John ROGERS/Tristan ROGERS	E1	4	Peugeot 106	0:56:30.0		0:56:30.0	16:36.5





Severn Valley Rally

Saturday 15th June 2013

Final Results by Competition Number



No.	Pos	Entrant Driver/Co-driver	Class	Class Posn.	Vehicle	Stage Times	Penalties	Total Time	Diff. Leader
1	1	Connor McCLOSKEY/Francis REGAN	E5	1	Subaru S9	0:39:53.5		0:39:53.5	
3	3	Alex ALLINGHAM/Chris WILLIAMS	E6	1	Subaru Impreza N10	0:40:32.5		0:40:32.5	0:39.0
4	4	Luke FRANCIS/John H ROBERTS	E6	2	Mitsubishi Evo 9	0:41:16.0		0:41:16.0	1:22.5
5	2	Sebastian LING/Aled REES	E5	2	Mitsubishi Evo 9	0:40:07.7		0:40:07.7	0:14.2
6	9	Keith PARRY/Eryl EVANS	E5	4	Subaru Imprezza	0:43:07.3		0:43:07.3	3:13.8
7	5	Paul DAVY/Roger ALLAN	E6	3	Subaru Impreza	0:42:09.0		0:42:09.0	2:15.5
8		Sara WILLIAMS/Dai ROBERTS	E6		Subaru Impreza	Went off - SS2			
9	6	Wug UTTING/Max UTTING	E6	4	Subaru Impreza N12b	0:42:32.9		0:42:32.9	2:39.4
10	11	Nev JONES/Jonny Tad EVANS	E5	5	Subaru Impreza	0:43:44.1		0:43:44.1	3:50.6
12		Osian PRYCE/Dale FURNISS	E4		Citroen DS3 R3T	Retired after SS2			
14	12	Tony MACWHIRTER/Steve GREEN	E5	6	Mitsubishi Evo 9	0:43:55.7		0:43:55.7	4:02.2
15	8	Dylan DAVIES/Llion "TRACTOR" WILLIAMS	E3	1	Ford Escort Mk1	0:42:58.0		0:42:58.0	3:04.5
16		Merion EVANS/Iwan JONES	E4		Ford Escort MK2	Engine - SS5			
17	10	Ben LLEWELLIN/Chris DAVIES	E3	2	Ford Escort Mk II	0:43:21.4		0:43:21.4	3:27.9
18	13	Len JONES/Don JAMES	E3	3	Ford Escort	0:43:56.9		0:43:56.9	4:03.4
19	7	Jason MORGAN/Adrian WILLIAMS	E5	3	Mitsubishi EVO 6	0:42:55.2		0:42:55.2	3:01.7
20	14	Colin WEBB/Matt ROGERS	E4	1	BMW 325	0:45:53.9		0:45:53.9	6:00.4
21		Andy WILLIAMS/Brynmor PIERCE	E5		Subaru Impreza	Driveshaft - finish of SS4			
22	23	Geoff COTTRILL/Nathan CREWE	E5	7	MG Metro	0:49:25.8		0:49:25.8	9:32.3
23	21	David JONES/Glyn PRICE	E4	3	BMW E30	0:48:11.5		0:48:11.5	8:18.0
24		Layton WATERS/Tudor JENKINS	E3		Toyota Starlet	Well off - SS5			
25	16	Thomas LLOYD/Craig MAGGS	E2	1	Peugeot 205	0:46:31.6		0:46:31.6	6:38.1
26	19	Martin JONES/Richard CHRISTENSEN	E1	1	Vauxhall Corsa	0:47:12.3		0:47:12.3	7:18.8
27	22	Gwyn JONES/Rob LEEMAN	E3	6	Seat Ibiza	0:49:02.9		0:49:02.9	9:09.4
28		Gerait DAVIES/Chris WILLIAMS	E3		Peugeot 205	Electrical fault - SS2			
29		Alan DESBOIS/Denise DESBOIS	E2		Peugeot 306 RWD	Rear strut after SS4			
30	18	Shawn BALDWIN/Jack WALBY	E3	5	Ford Escort Mk2	0:47:10.0		0:47:10.0	7:16.5
31	24	Medwyn JONES/Ian JONES	E2	2	Talbot Sunbeam	0:49:38.6		0:49:38.6	9:45.1
32	25	Simon DALTON/Thomas NEATHWAY	E3	7	Ford Fiesta	0:49:39.4		0:49:39.4	9:45.9
33	26	John MADOC-JONES/Peter WILLIAMS	E1	2	Vauxhall Corsa	0:49:40.9		0:49:40.9	9:47.4
34	31	Simon John ROGERS/Tristan ROGERS	E1	4	Peugeot 106	0:56:30.0		0:56:30.0	16:36.5
35	29	Phil MORGAN/William KELLY	E3	9	Ford Escort Mk2	0:54:35.7		0:54:35.7	14:42.2
36	28	Mark VAUGHAN/Keegan REES	E3	8	Ford Escort Mk6 RS2000	0:54:15.8		0:54:15.8	14:22.3
37	30	John JONES/Laura UNETT	E3	10	Peugeot 205	0:56:26.7		0:56:26.7	16:33.2
38	27	Sion ELLIS/Peredur DAVIES	E1	3	Nissan Micra	0:51:10.6		0:51:10.6	11:17.1
39	20	Rory HALL/Daniel NIERODA	E6	5	Subaru Impreza	0:47:18.7		0:47:18.7	7:25.2
40	15	Meirion EVANS/Paul WAKELY	E3	4	Ford Fiesta ST	0:46:28.6		0:46:28.6	6:35.1
41	17	Trev BAYNHAM/Anthony BAILEY	E4	2	Ford Escort	0:46:39.3		0:46:39.3	6:45.8
42		Dai LLOYD/Marc CLATWORTHY	E3		Peugeot 205 GTi	Alternator before SS4			
43		Sacha KAKAD/Andrew PRICE	E6		M-Sport Freelander	Stopped - SS2			



Severn Valley Rally

Saturday 15th June 2013

Final Stage Times

No.	Driver	Class	SS 1	SS 2	SS 3	SS 4	SS 5	SS 6	Penalties	
			Crychan West	Cefn Llwydio 1		Crychan Main				
				Crychan North	Crychan South	Crychan North	Crychan South	Cefn Llwydio 2		
1	Connor McCLOSKEY	E5	6:05.1	8:11.4	5:47.1	5:13.3	8:54.5	5:42.1		
3	Alex ALLINGHAM	E6	5:53.3	8:14.8	5:54.9	5:25.5	9:06.7	5:57.3		
4	Luke FRANCIS	E6	6:05.2	8:22.0	6:01.2	5:28.9	9:22.0	5:56.7		
5	Sebastian LING	E5	5:53.3	8:11.2	5:45.1	5:25.4	9:00.7	5:52.0		
6	Keith PARRY	E5	6:10.0	8:51.3	6:36.3	5:42.4	9:35.2	6:12.1		
7	Paul DAVY	E6	6:04.5	8:31.3	6:03.5	5:35.2	9:31.5	6:23.0		
8	Sara WILLIAMS	E6	6:02.1			6:46.9	9:44.5	6:26.2	3:00.0	
9	Wug UTTING	E6	6:11.2	8:43.0	6:10.4	5:41.5	9:35.2	6:11.6		
10	Nev JONES	E5	6:27.2	8:51.8	6:13.3	5:54.4	9:46.0	6:31.4		
12	Osian PRYCE	E4	6:05.1	8:29.2	Retired after SS2					
14	Tony MACWHIRTER	E5	6:33.5	8:50.1	6:14.6	5:52.6	9:57.9	6:27.0		
15	Dylan DAVIES	E3	6:18.2	8:50.0	6:07.8	5:49.0	9:43.5	6:09.5		
16	Merion EVANS	E4	6:28.7	9:08.7	6:12.9	5:46.5	Engine - SS5			
17	Ben LLEWELLIN	E3	6:16.9	8:56.4	6:28.5	5:43.7	9:46.7	6:09.2		
18	Len JONES	E3	6:31.2	8:57.6	6:11.8	5:55.0	9:54.2	6:27.1		
19	Jason MORGAN	E5	6:13.8	8:47.9	6:12.2	5:46.1	9:34.3	6:20.9		
20	Colin WEBB	E4	6:42.5	9:18.3	6:32.7	6:15.2	10:17.5	6:47.7		
21	Andy WILLIAMS	E5	7:10.5	10:08.5	6:28.6	Driveshaft - finish of SS4				
22	Geoff COTTRILL	E5	7:19.2	10:05.4	7:08.2	6:41.5	11:03.7	7:07.8		
23	David JONES	E4	7:07.0	9:56.4	6:54.3	6:26.0	10:53.5	6:54.3		
24	Layton WATERS	E3	7:02.4	9:31.5	6:45.9	6:14.9	Well off - SS5			
25	Thomas LLOYD	E2	7:00.9	9:25.3	6:35.0	6:14.4	10:31.1	6:44.9		
26	Martin JONES	E1	6:49.8	9:30.6	6:42.4	6:15.0	10:50.2	7:04.3		
27	Gwyn JONES	E3	7:10.9	9:53.4	7:03.9	6:42.3	11:11.3	7:01.1		
28	Gerait DAVIES	E3	6:52.8	Electrical fault - SS2						
29	Alan DESBOIS	E2	7:22.2	9:50.7	7:27.4	6:40.5	Rear strut after SS4			
30	Shawn BALDWIN	E3	7:13.9	9:35.4	6:44.6	6:25.3	10:44.4	6:26.4		
31	Medwyn JONES	E2	7:29.4	10:04.2	7:07.1	6:43.9	11:07.4	7:06.6		
32	Simon DALTON	E3	7:34.8	9:49.9	7:14.9	6:36.2	11:10.5	7:13.1		
33	John MADOC-JONES	E1	7:23.7	10:03.8	7:03.5	6:45.0	11:15.4	7:09.5		
34	Simon John ROGERS	E1	8:00.0	10:51.1	7:37.5	6:59.5	14:20.9	8:41.0		
35	Phil MORGAN	E3	7:58.4	11:16.5	7:47.9	7:23.4	12:14.8	7:54.7		
36	Mark VAUGHAN	E3	8:27.1	11:08.2	8:03.2	7:17.2	11:47.9	7:32.2		
37	John JONES	E3	8:01.6	10:35.6	7:30.2	7:11.1	12:08.2	11:00.0		
38	Sion ELLIS	E1	7:45.3	10:31.9	7:12.8	6:55.4	11:34.5	7:10.7		
39	Rory HALL	E6	6:30.2	9:03.8	6:22.7	6:02.2	12:32.5	6:47.3		
40	Meirion EVANS	E3	6:52.3	9:34.9	6:29.6	6:16.5	10:28.7	6:46.6		
41	Trev BAYNHAM	E4	6:50.8	9:25.9	6:31.8	6:18.7	10:48.3	6:43.8		
42	Dai LLOYD	E3	8:23.8	9:55.4	7:15.2	Alternator before SS4				
43	Sacha KAKAD	E6	7:08.3	Stopped - SS2						




Severn Valley Rally

Saturday 15th June 2013
Final Class Results



Pos	No.	Driver/Co-driver	Class	Ovrral Pos.	Vehicle	Stage Times	Penalties	Total Time	Diff. Leader
Class E1									
1	26	Martin JONES/Richard CHRISTENSEN	E1	19	Vauxhall Corsa	0:47:12.3		0:47:12.3	
2	33	John MADOC-JONES/Peter WILLIAMS	E1	26	Vauxhall Corsa	0:49:40.9		0:49:40.9	2:28.6
3	38	Sion ELLIS/Peredur DAVIES	E1	27	Nissan Micra	0:51:10.6		0:51:10.6	3:58.3
4	34	Simon John ROGERS/Tristan ROGERS	E1	31	Peugeot 106	0:56:30.0		0:56:30.0	9:17.7
Class E2									
1	25	Thomas LLOYD/Craig MAGGS	E2	16	Peugeot 205	0:46:31.6		0:46:31.6	
2	31	Medwyn JONES/Ian JONES	E2	24	Talbot Sunbeam	0:49:38.6		0:49:38.6	3:07.0
Class E3									
1	15	Dylan DAVIES/Llion "TRACTOR" WILLIAMS	E3	8	Ford Escort Mk1	0:42:58.0		0:42:58.0	
2	17	Ben LLEWELIN/Chris DAVIES	E3	10	Ford Escort Mk II	0:43:21.4		0:43:21.4	0:23.4
3	18	Len JONES/Don JAMES	E3	13	Ford Escort	0:43:56.9		0:43:56.9	0:58.9
4	40	Meirion EVANS/Paul WAKELY	E3	15	Ford Fiesta ST	0:46:28.6		0:46:28.6	3:30.6
5	30	Shawn BALDWIN/Jack WALBY	E3	18	Ford Escort Mk2	0:47:10.0		0:47:10.0	4:12.0
6	27	Gwyn JONES/Rob LEEMAN	E3	22	Seat Ibiza	0:49:02.9		0:49:02.9	6:04.9
7	32	Simon DALTON/Thomas NEATHWAY	E3	25	Ford Fiesta	0:49:39.4		0:49:39.4	6:41.4
8	36	Mark VAUGHAN/Keegan REES	E3	28	Ford Escort Mk6 RS2000	0:54:15.8		0:54:15.8	11:17.8
9	35	Phil MORGAN/William KELLY	E3	29	Ford Escort Mk2	0:54:35.7		0:54:35.7	11:37.7
10	37	John JONES/Laura UNETT	E3	30	Peugeot 205	0:56:26.7		0:56:26.7	13:28.7
Class E4									
1	20	Colin WEBB/Matt ROGERS	E4	14	BMW 325	0:45:53.9		0:45:53.9	
2	41	Trev BAYNHAM/Anthony BAILEY	E4	17	Ford Escort	0:46:39.3		0:46:39.3	0:45.4
3	23	David JONES/Glyn PRICE	E4	21	BMW E30	0:48:11.5		0:48:11.5	2:17.6
Class E5									
1	1	Connor McCLOSKEY/Francis REGAN	E5	1	Subaru S9	0:39:53.5		0:39:53.5	
2	5	Sebastian LING/Aled REES	E5	2	Mitsubishi Evo 9	0:40:07.7		0:40:07.7	0:14.2
3	19	Jason MORGAN/Adrian WILLIAMS	E5	7	Mitsubishi EVO 6	0:42:55.2		0:42:55.2	3:01.7
4	6	Keith PARRY/Eryl EVANS	E5	9	Subaru Impreza	0:43:07.3		0:43:07.3	3:13.8
5	10	Nev JONES/Jonny Tad EVANS	E5	11	Subaru Impreza	0:43:44.1		0:43:44.1	3:50.6
6	14	Tony MACWHIRTER/Steve GREEN	E5	12	Mitsubishi Evo 9	0:43:55.7		0:43:55.7	4:02.2
7	22	Geoff COTTRILL/Nathan CREWE	E5	23	MG Metro	0:49:25.8		0:49:25.8	9:32.3
Class E6									
1	3	Alex ALLINGHAM/Chris WILLIAMS	E6	3	Subaru Impreza N10	0:40:32.5		0:40:32.5	
2	4	Luke FRANCIS/John H ROBERTS	E6	4	Mitsubishi Evo 9	0:41:16.0		0:41:16.0	0:43.5
3	7	Paul DAVY/Roger ALLAN	E6	5	Subaru Impreza	0:42:09.0		0:42:09.0	1:36.5
4	9	Wug UTTING/Max UTTING	E6	6	Subaru Impreza N12b	0:42:32.9		0:42:32.9	2:00.4
5	39	Rory HALL/Daniel NIERODA	E6	20	Subaru Impreza	0:47:18.7		0:47:18.7	6:46.2





Severn Valley Rally
 Saturday 15th June 2013
Final Retirements and Exclusions
 Listed by Competition Number
 9 Retirements and Exclusions



No.	Driver/Co-driver	Class	Vehicle	Stage	Reason
8	Sara WILLIAMS/Dai ROBERTS	E6	Subaru Impreza	2	Went off - SS2
12	Osian PRYCE/Dale FURNISS	E4	Citroen DS3 R3T	3	Retired after SS2
16	Merion EVANS/Iwan JONES	E4	Ford Escort MK2	5	Engine - SS5
21	Andy WILLIAMS/Brynmor PIERCE	E5	Subaru Impreza	4	Driveshaft - finish of SS4
24	Layton WATERS/Tudor JENKINS	E3	Toyota Starlet	5	Well off - SS5
28	Gerait DAVIES/Chris WILLIAMS	E3	Peugeot 205	2	Electrical fault - SS2
29	Alan DESBOIS/Denise DESBOIS	E2	Peugeot 306 RWD	5	Rear strut after SS4
42	Dai LLOYD/Marc CLATWORTHY	E3	Peugeot 205 GTi	4	Alternator before SS4
43	Sacha KAKAD/Andrew PRICE	E6	M-Sport Freelander	2	Stopped - SS2





Severn Valley Rally

Saturday 15th June 2013
Final Ten Best Times on Each Stage



SS 1 Crychan West Fastest speed 60.70 mph Length 5.95 miles			SS 2 Crychan North Fastest speed 58.60 mph Length 7.99 miles			SS 3 Cefn Llwydio 1 Fastest speed 55.00 mph Length 5.27 miles			SS 4 Crychan South Fastest speed 62.80 mph Length 5.46 miles			SS 5 Crychan Main Fastest speed 60.90 mph Length 9.04 miles		
No.	Driver	Time	No.	Driver	Time	No.	Driver	Time	No.	Driver	Time	No.	Driver	Time
3=	Allingham	5:53.3	5	Ling	8:11.2	5	Ling	5:45.1	1	McCloskey	5:13.3	1	McCloskey	8:54.5
5=	Ling	5:53.3	1	McCloskey	8:11.4	1	McCloskey	5:47.1	5	Ling	5:25.4	5	Ling	9:00.7
8	Williams	6:02.1	3	Allingham	8:14.8	3	Allingham	5:54.9	3	Allingham	5:25.5	3	Allingham	9:06.7
7	Davy	6:04.5	4	Francis	8:22.0	4	Francis	6:01.2	4	Francis	5:28.9	4	Francis	9:22.0
1=	McCloskey	6:05.1	12	Pryce	8:29.2	7	Davy	6:03.5	7	Davy	5:35.2	7	Davy	9:31.5
12=	Pryce	6:05.1	7	Davy	8:31.3	15	Davies	6:07.8	9	Utting	5:41.5	19	Morgan	9:34.3
4	Francis	6:05.2	9	Utting	8:43.0	9	Utting	6:10.4	6	Parry	5:42.4	6=	Parry	9:35.2
6	Parry	6:10.0	19	Morgan	8:47.9	18	Jones	6:11.8	17	Llewellyn	5:43.7	9=	Utting	9:35.2
9	Utting	6:11.2	15	Davies	8:50.0	19	Morgan	6:12.2	19	Morgan	5:46.1	15	Davies	9:43.5
19	Morgan	6:13.8	14	MacWhirter	8:50.1	16	Evans	6:12.9	16	Evans	5:46.5	8	Williams	9:44.5
SS 6 Cefn Llwydio 2 Fastest speed 55.40 mph Length 5.27 miles														
No.	Driver	Time												
1	McCloskey	5:42.1												
5	Ling	5:52.0												
4	Francis	5:56.7												
3	Allingham	5:57.3												
17	Llewellyn	6:09.2												
15	Davies	6:09.5												
9	Utting	6:11.6												
6	Parry	6:12.1												
19	Morgan	6:20.9												
7	Davy	6:23.0												






Severn Valley Rally

Saturday 15th June 2013

Final Ten Leading Positions after Each Stage



SS 1 Crychan West Gravel Length 5.95 miles			SS 2 Crychan North Gravel Length 7.99 miles			SS 3 Cefn Llwydio 1 Gravel Length 5.27 miles			SS 4 Crychan South Gravel Length 5.46 miles			SS 5 Crychan Main Gravel Length 9.04 miles		
No.	Driver	Total	No.	Driver	Total	No.	Driver	Total	No.	Driver	Total	No.	Driver	Total
3=	Allingham	0:05:53.3	5	Ling	0:14:04.5	5	Ling	0:19:49.6	5	Ling	0:25:15.0	1	McCloskey	0:34:11.4
5=	Ling	0:05:53.3	3	Allingham	0:14:08.1	3	Allingham	0:20:03.0	1	McCloskey	0:25:16.9	5	Ling	0:34:15.7
8	Williams	0:06:02.1	1	McCloskey	0:14:16.5	1	McCloskey	0:20:03.6	3	Allingham	0:25:28.5	3	Allingham	0:34:35.2
7	Davy	0:06:04.5	4	Francis	0:14:27.2	4	Francis	0:20:28.4	4	Francis	0:25:57.3	4	Francis	0:35:19.3
1=	McCloskey	0:06:05.1	12	Pryce	0:14:34.3	7	Davy	0:20:39.3	7	Davy	0:26:14.5	7	Davy	0:35:46.0
12=	Pryce	0:06:05.1	7	Davy	0:14:35.8	9	Utting	0:21:04.6	9	Utting	0:26:46.1	9	Utting	0:36:21.3
4	Francis	0:06:05.2	9	Utting	0:14:54.2	19	Morgan	0:21:13.9	19	Morgan	0:27:00.0	19	Morgan	0:36:34.3
6	Parry	0:06:10.0	6	Parry	0:15:01.3	15	Davies	0:21:16.0	15	Davies	0:27:05.0	15	Davies	0:36:48.5
9	Utting	0:06:11.2	19	Morgan	0:15:01.7	10	Jones	0:21:32.3	6	Parry	0:27:20.0	6	Parry	0:36:55.2
19	Morgan	0:06:13.8	15	Davies	0:15:08.2	6	Parry	0:21:37.6	17	Llewellyn	0:27:25.5	17	Llewellyn	0:37:12.2
SS 6 Cefn Llwydio 2 Gravel Length 5.27 miles														
No.	Driver	Total												
1	McCloskey	0:39:53.5												
5	Ling	0:40:07.7												
3	Allingham	0:40:32.5												
4	Francis	0:41:16.0												
7	Davy	0:42:09.0												
9	Utting	0:42:32.9												
19	Morgan	0:42:55.2												
15	Davies	0:42:58.0												
6	Parry	0:43:07.3												
17	Llewellyn	0:43:21.4												



Total number of fastest times, second fastest times etc.

No.	Driver	1	2	3	4	5	6	7	8	9	10	11	12	13	14	15
5	Sebastian LING	3	3	-	-	-	-	-	-	-	-	-	-	-	-	-
1	Connor McCLOSKEY	3	2	-	-	1	-	-	-	-	-	-	-	-	-	-
3	Alex ALLINGHAM	1	-	4	1	-	-	-	-	-	-	-	-	-	-	-
4	Luke FRANCIS	-	-	1	4	-	-	1	-	-	-	-	-	-	-	-
8	Sara WILLIAMS	-	-	1	-	-	-	-	-	-	1	1	-	-	-	-
7	Paul DAVY	-	-	-	1	3	1	-	-	-	1	-	-	-	-	-
12	Osian PRYCE	-	-	-	-	2	-	-	-	-	-	-	-	-	-	-
17	Ben LLEWELLIN	-	-	-	-	1	-	-	1	-	-	1	1	1	1	-
15	Dylan DAVIES	-	-	-	-	-	2	-	-	2	-	1	1	-	-	-
9	Wug UTTING	-	-	-	-	-	1	4	-	1	-	-	-	-	-	-
19	Jason MORGAN	-	-	-	-	-	1	-	1	3	1	-	-	-	-	-
6	Keith PARRY	-	-	-	-	-	-	2	2	-	-	1	-	-	-	-
18	Len JONES	-	-	-	-	-	-	-	1	-	-	-	-	1	3	-
16	Merion EVANS	-	-	-	-	-	-	-	-	-	2	-	-	-	1	-
14	Tony MACWHIRTER	-	-	-	-	-	-	-	-	-	1	-	2	1	1	-
10	Nev JONES	-	-	-	-	-	-	-	-	-	-	2	1	2	-	1
30	Shawn BALDWIN	-	-	-	-	-	-	-	-	-	-	-	1	-	-	-
39	Rory HALL	-	-	-	-	-	-	-	-	-	-	-	-	1	-	3
21	Andy WILLIAMS	-	-	-	-	-	-	-	-	-	-	-	-	-	-	1
20	Colin WEBB	-	-	-	-	-	-	-	-	-	-	-	-	-	-	1

Note: where more than one competitor has the same stage time, they are all credited with the same stage position.



Severn Valley Rally

Saturday 15th June 2013

Final Time Chart


Competitors in order of time taken on each stage



Posn	Stage					
	1	2	3	4	5	6
1	3=	5	5	1	1	1
2	5=	1	1	5	5	5
3	8	3	3	3	3	4
4	7	4	4	4	4	3
5	1=	12	7	7	7	17
6	12=	7	15	9	19	15
7	4	9	9	6	6=	9
8	6	19	18	17	9=	6
9	9	15	19	19	15	19
10	19	14	16	16	8	7
11	17	6	10	15	10	8
12	15	10	14	14	17	30
13	10	17	39	10	18	14
14	16	18	17	18	14	18
15	39	39	21	39	20	10
16	18	16	40	25	40	41
17	14	20	41	24	25	25
18	20	25	20	26	30	40
19	26	41	25	20	41	39
20	41	26	6	40	26	20
21	40	24	26	41	23	23
22	28	40	30	30	22	27
23	25	30	24	23	31	26
24	24	32	23	32	32	31
25	23	29	33	29	27	22
26	43	27	27	22	33	33
27	21	42	31	27	38	38
28	27	23	22	31	36	32
29	30	33	38	33	37	36
30	22	31	32	8	35	35
31	29	22	42	38	39	34
32	33	21	29	34	34	37
33	31	38	37	37		
34	32	37	34	36		
35	38	34	35	35		
36	35	36	36			
37	34	35				
38	37					
39	42					
40	36					

Issued at 17:50 on 15 June 2013

11 Results by Tynemouth Computer Services





Severn Valley Rally

Saturday 15th June 2013

Final Stage Chart

Cumulative positions after each stage (including all additional penalties)



Posn	Stage					
	1	2	3	4	5	6
1	3=	5	5	5	1	1
2	5=	3	3	1	5	5
3	8	1	1	3	3	3
4	7	4	4	4	4	4
5	1=	12	7	7	7	7
6	12=	7	9	9	9	9
7	4	9	19	19	19	19
8	6	6	15	15	15	15
9	9	19	10	6	6	6
10	19	15	6	17	17	17
11	17	17	14	10	10	10
12	15	10	18	14	14	14
13	10	14	17	18	18	18
14	16	18	16	16	20	20
15	39	39	39	39	40	40
16	18	16	20	20	25	25
17	14	20	41	41	41	41
18	20	41	40	40	26	30
19	26	26	25	25	39	26
20	41	25	26	26	30	39
21	40	40	24	24	23	23
22	28	24	30	30	27	27
23	25	30	21	23	22	22
24	24	23	23	27	32	31
25	23	27	27	22	33	32
26	43	29	33	32	31	33
27	21	21	22	33	38	38
28	27	22	32	29	37	36
29	30	32	29	31	35	35
30	22	33	31	38	36	37
31	29	31	38	37	34	34
32	33	38	42	34		
33	31	42	37	35		
34	32	37	34	36		
35	38	34	35			
36	35	35	36			
37	34	36				
38	37					
39	42					
40	36					

Issued at 17:50 on 15 June 2013

12 Results by Tynemouth Computer Services

