




# Results Book

CKMC Rallycross  
Sunday 27th November 2016



**MYLAPS**  
SPORTS TIMING

w: [Timing.ie](http://Timing.ie)

e: [info@Timing.ie](mailto:info@Timing.ie)

**County Kildare Motor Club Rallycross, Mondello Park - 27th November 2016**

<b>Supercars:</b>											
Pos:	No:	Name:	Car:	Heat 1:	Heat 2:	Heat 3:	Heat 1:	Heat 2:	Heat 3:	Total:	Best 2:
1	111	Derek Tohill	Ford Fiesta / 2000cc	02:51.755	02:47.540	02:54.326	1	1	1	3	2
2	154	Thomas O'Rafferty	Ford Fiesta ST16 / 1998cc	02:55.752	02:50.752	03:00.457	2	2	2	6	4
3	11	Noel Greene	Mitsubishi Mirage / 2000cc	02:59.003	03:04.278	03:09.045	3	3	3	9	6
4	128	Willie Farrell	Subaru Impreza / 2000cc	03:10.100	03:11.185	03:12.542	4	4	4	12	8
5	145	Brian Keegan	Subaru Impreza / 2000cc	03:30.933	03:28.950	03:32.928	5	5	5	15	10
<b>Modified:</b>											
Pos:	No:	Name:	Car:	Heat 1:	Heat 2:	Heat 3:	Heat 1:	Heat 2:	Heat 3:	Total:	Best 2:
1	IRL1	Willie Coyne	Opel Corsa / 2000cc	03:01.981	02:55.683	03:05.240	1	1	2	4	2
2	117	Kieran Curran	Vauxhall Corsa / 1600cc	03:09.987	03:01.125	02:59.205	5	3	1	9	4
3	48	Patrick Ryan	Vauxhall Nova / 2000cc	03:04.967	02:59.895	03:06.225	2	2	4	8	4
4	105	Pearse Browne	BMW Compact / 3200cc	03:06.247	03:06.418	03:06.781	3	5	5	13	8
5	112	Cristopher Grimes	Vauxhall Nova	03:12.622	03:07.228	03:05.508	8	8	3	19	11
6	101	Lloyd Spendlove	Lotus Exige / 1800cc	03:12.212	03:05.016	03:10.111	7	4	7	18	11
7	62	Phil Chicken	Citroen C2 S1600 / 1600cc	03:13.063	03:06.566	03:08.450	9	6	6	21	12
8	81	Michael Boak	Citroen C2 S1600 / 1600cc	03:10.847	03:07.206	10:00.000	6	7	30	43	13
9	125	George Tohill	BMW Compact / 3200cc	03:09.764	03:12.460	03:18.138	4	10	11	25	14
10	116	Frank O'Connell	Ford Fiesta / 1600cc	03:15.741	03:13.591	03:13.232	10	11	8	29	18
11	181	Andrew Morris	Subaru Impreza / 2000cc	03:16.543	03:12.121	03:14.321	11	9	9	29	18
12	182	Darragh Morris	Volkswagen Golf VR6 / 2800cc	10:00.000	03:16.476	03:16.624	30	12	10	52	22
<b>Stockhatch 16 Valve</b>											
Pos:	No:	Name:	Car:	Heat 1:	Heat 2:	Heat 3:	Heat 1:	Heat 2:	Heat 3:	Total:	Best 2:
1	795	Derek Lenehan	Peugeot 106 Gti / 1600cc	03:11.742	03:08.530	03:10.014	3	1	1	5	2
2	711	John Ward	Peugeot 106 Gti / 1600cc	03:08.076	03:08.886	03:10.335	1	2	2	5	3
3	702	Paul Nolan	Peugeot 106 Gti / 1600cc	03:10.768	03:10.320	03:12.543	2	3	3	8	5
4	789	John Dowling	Citroen Saxo / 1600cc	03:16.816	03:12.596	03:14.706	4	4	4	12	8
5	777	Eric Sloan	Peugeot 106 Gti / 1600cc	03:25.359	03:22.299	03:18.363	5	5	5	15	10
6	744	Leigh Anne Sedgwick	Citroen Saxo / 1600cc	03:25.962	10:00.000	03:33.777	6	30	6	42	12
7	712	Tom Murphy	Peugeot 106 Gti / 1600cc	10:00.000	10:00.000	10:00.000	30	30	30	90	60
<b>Stockhatch 8 Valve</b>											
Pos:	No:	Name:	Car:	Heat 1:	Heat 2:	Heat 3:	Heat 1:	Heat 2:	Heat 3:	Total:	Best 2:
1	801	Ciaran Murphy	Peugeot 205 Gti / 1600cc	03:13.127	03:20.167	03:13.164	1	4	1	6	2
2	811	Dan Dowling	Citroen Saxo / 1600cc	03:15.591	03:19.532	03:13.597	2	3	2	7	4
3	839	Damian Farrell	Peugeot 205 Gti / 1600cc	03:20.442	03:14.023	03:19.304	3	1	3	7	4
4	874	James O'Shea	Citroen Saxo / 1600cc	03:26.104	03:19.147	03:19.611	6	2	4	12	6
5	816	Adrian Farrell	Peugeot 205 Gti / 1600cc	03:25.764	03:22.846	03:20.108	5	5	5	15	10
6	819	Vincent O'Rourke	Ford Fiesta / 1600cc	03:21.109	10:00.000	03:31.037	4	30	6	40	10
7	857	Dermod Gargan	Peugeot 205 Gti / 1600cc	03:37.352	03:38.487	10:00.000	7	6	30	43	13
<b>Juniors</b>											
Pos:	No:	Name:	Car:	Heat 1:	Heat 2:	Heat 3:	Heat 1:	Heat 2:	Heat 3:	Total:	Best 2:
1	444	Morgan Quinn	Nissan Micra / 1000cc	03:21.979	03:23.175	03:15.013	1	1	1	3	2
2	428	Shane Duggan	Nissan Micra / 1000cc	03:25.141	03:27.114	03:18.884	2	2	2	6	4
3	414	Ben Mullins	Nissan Micra / 1000cc	03:29.336	03:28.617	03:29.521	3	3	3	9	6
4	412	Christopher Grimes Jr	Toyota Starlet / 1000cc	03:35.676	03:36.725	03:31.806	4	4	4	12	8
5	467	Shane Loftus	Nissan Micra / 1000cc	10:00.000	03:42.953	03:33.498	30	5	5	40	10
<b>Rallycars</b>											
Pos:	No:	Name:	Car:	Heat 1:	Heat 2:	Heat 3:	Heat 1:	Heat 2:	Heat 3:	Total:	Best 2:
1	909	Patrick Donoghue	Peugeot 205 Gti / 1905cc	03:09.186	03:03.719	02:59.736	4	1	1	6	2
2	901	Eddie Peterson	Honda Civic / 1600cc	03:05.004	03:07.504	03:01.273	1	2	3	6	3
3	915	Mick Lonergan	Honda Civic / 1600cc	03:07.538	03:13.195	02:59.845	2	5	2	9	4
4	957	Padraig Denby	Peugeot 106 Gti / 1600cc	03:08.517	03:07.871	03:04.565	3	3	4	10	6
5	930	Keith Power	Renault Clio / 1600cc	03:13.806	03:12.172	03:12.216	5	4	6	15	9
6	935	Jason Keogh	Peugeot 205 Gti / 1600cc	03:14.899	03:13.774	03:11.443	6	6	5	17	11
7	905	William Cecil	Peugeot 205 Gti / 1600cc	03:16.113	03:15.742	03:13.494	7	7	8	22	14
8	919	PJ Doyle	Peugeot 205 Gti / 1400cc	03:18.974	03:15.749	03:12.968	8	8	7	23	15
9	904	Peter O'Brien	Peugeot 205 Gti / 1600cc	03:20.353	03:17.593	03:15.434	9	9	9	27	18
10	910	Daniel O'Brien	Vauxhall / 1400cc	10:00.000	03:52.578	10:00.000	30	10	30	70	40
11	916	Jack Deegan	Peugeot 205 Gti / 2000cc	10:00.000	10:00.000	10:00.000	30	30	30	90	60
12	917	Pat Murphy	Peugeot 205 Gti / 2000cc	10:00.000	10:00.000	10:00.000	30	30	30	90	60
13	906	Shane Curry	Peugeot 106 Gti / 1600cc	10:00.000	10:00.000	10:00.000	30	30	30	90	60
14	971	Emmet Watchorn	Peugeot 106 Gti / 1600cc	10:00.000	10:00.000	10:00.000	30	30	30	90	60
<b>Fiesta:</b>											
Pos:	No:	Name:	Car:	Heat 1:	Heat 2:	Heat 3:	Heat 1:	Heat 2:	Heat 3:	Total:	Best 2:
1	17	James Dean	Ford Fiesta / 1250cc	03:21.621	03:17.659	03:15.377	2	1	1	4	2
2	115	Peter Campbell	Ford Fiesta / 1250cc	03:20.549	03:22.878	03:19.359	1	5	3	9	4
3	43	Dan McDonnell	Ford Fiesta / 1250cc	03:23.039	03:22.803	03:18.062	3	4	2	9	5
4	16	Lloyd Murphy	Ford Fiesta / 1250cc	03:24.101	03:18.962	03:22.101	4	2	6	12	6
5	7	Dave Egan	Ford Fiesta / 1250cc	03:25.628	03:22.194	03:20.341	5	3	5	13	8
6	61	Denis McCrudden	Ford Fiesta / 1250cc	03:26.003	03:31.901	03:20.176	6	9	4	19	10
7	15	Ronan McDonnell	Ford Fiesta / 1250cc	03:26.131	03:24.233	03:23.395	7	6	7	20	13
8	35	Glenn Montgomery	Ford Fiesta / 1250cc	03:26.900	03:24.805	03:24.062	8	7	8	23	15
9	81	Brian Matthews	Ford Fiesta / 1250cc	03:46.146	03:28.187	03:28.345	9	8	9	26	17
<b>Buggys</b>											
Pos:	No:	Name:	Car:	Heat 1:	Heat 2:	Heat 3:	Heat 1:	Heat 2:	Heat 3:	Total:	Best 2:
1	350	Terry McKay	Buggy / 750cc	02:47.975	02:46.313	02:50.467	1	1	1	3	2
2	92	Martin McAteer	Buggy / 750cc	02:51.603	02:48.553	02:53.306	2	3	2	7	4
3	702	Ronan Mackle	Buggy / 750cc	02:52.735	02:47.707	02:54.147	3	2	3	8	5
4	612	Aidan Devlin	Buggy / 750cc	03:02.451	02:57.413	03:03.932	4	4	4	12	8
5	734	Brian O'Donnell	Buggy Xtreme / 600cc	03:16.385	10:00.000	03:15.036	5	30	5	40	10
6	936	Kevin Paul Ward	Buggy / 750cc	10:00.000	10:00.000	10:00.000	30	30	30	90	60



## COMMENTATOR'S GRID SHEET

### MODIFIED - B FINAL

	<b>Darragh Morris</b>	<b>0</b>	<b>0</b>
ROW 3	<b>182</b>	<b>0</b>	<b>0</b>
	6	7	8
	<b>Frank O'Connell</b>		<b>Andrew Morris</b>
ROW 2	<b>116</b>		<b>181</b>
	4		5
	<b>Phil Chicken</b>	<b>Michael Boak</b>	<b>George Tohill</b>
ROW 1	<b>62</b>	<b>81</b>	<b>125</b>
	POLE	2	3

### SUPER CARS - A FINAL

	<b>0</b>	<b>0</b>	<b>0</b>
ROW 3	<b>0</b>	<b>0</b>	<b>0</b>
	6	7	8
	<b>Willie Farrell</b>		<b>Brian Keegan</b>
ROW 2	<b>128</b>		<b>145</b>
	4		5
	<b>Derek Tohill</b>	<b>Thomas O'Rafferty</b>	<b>Noel Greene</b>
ROW 1	<b>111</b>	<b>154</b>	<b>11</b>
	POLE	2	3

### STOCK HATCH 8V - A FINAL

	<b>Vincent O'Rourke</b>	<b>Dermot Gargan</b>	<b>0</b>
ROW 3	<b>819</b>	<b>857</b>	<b>0</b>
	6	7	8
	<b>James O'Shea</b>		<b>Adrian Farrell</b>
ROW 2	<b>874</b>		<b>816</b>
	4		5
	<b>Ciaran Murphy</b>	<b>Dan Dowling</b>	<b>Damian Farrell</b>
ROW 1	<b>801</b>	<b>811</b>	<b>839</b>
	POLE	2	3



**STOCK HATCH 16V - A FINAL**

	<b>Leigh Anne Sedgwick</b>	<b>Tom Murphy</b>	<b>0</b>
ROW 3	<b>744</b> 6	<b>712</b> 7	<b>0</b> 8
	<b>John Dowling</b>	<b>Eric Sloan</b>	
ROW 2	<b>789</b> 4	<b>777</b> 5	
	<b>Derek Lenehan</b>	<b>John Ward</b>	<b>Paul Nolan</b>
ROW 1	<b>795</b> POLE	<b>711</b> 2	<b>702</b> 3

**MODIFIED - A FINAL**

	<b>Lloyd Spendlove</b>	<b>0</b>	<b>0</b>
ROW 3	<b>101</b> 6	<b>0</b> 7	<b>0</b> 8
	<b>Pearse Browne</b>	<b>Cristopher Grimes</b>	
ROW 2	<b>105</b> 4	<b>112</b> 5	
	<b>Willie Coyne</b>	<b>Kieran Curran</b>	<b>Patrick Ryan</b>
ROW 1	<b>IRL1</b> POLE	<b>117</b> 2	<b>48</b> 3

**FIESTAS - A FINAL**

	<b>Denis McCrudden</b>	<b>Ronan McDonnell</b>	<b>Glenn Montgomery</b>
ROW 3	<b>61</b> 6	<b>15</b> 7	<b>35</b> 8
	<b>Lloyd Murphy</b>	<b>Dave Egan</b>	
ROW 2	<b>16</b> 4	<b>7</b> 5	
	<b>James Dean</b>	<b>Peter Campbell</b>	<b>Dan McDonnell</b>
ROW 1	<b>17</b> POLE	<b>115</b> 2	<b>43</b> 3



**RALLY CARS - B FINAL**

	<b>Pat Murphy</b> <b>917</b> 6	<b>Shane Curry</b> <b>906</b> 7	<b>Emmet Watchorn</b> <b>971</b> 9
ROW 3			
	<b>Daniel O'Brien</b> <b>910</b> 4	<b>Jack Deegan</b> <b>916</b> 5	
ROW 2			
	<b>William Cecil</b> <b>905</b> POLE	<b>PJ Doyle</b> <b>919</b> 2	<b>Peter O'Brien</b> <b>904</b> 3
ROW 1			

**JUNIORS - A FINAL**

	<b>0</b> <b>0</b> 6	<b>0</b> <b>0</b> 7	<b>0</b> <b>0</b> 8
ROW 3			
	<b>Christopher Grimes Jnr</b> <b>412</b> 4	<b>Shane Loftus</b> <b>467</b> 5	
ROW 2			
	<b>Morgan Quinn</b> <b>444</b> POLE	<b>Shane Duggan</b> <b>428</b> 2	<b>Ben Mullins</b> <b>414</b> 3
ROW 1			

**BUGGYS - A FINAL**

	<b>Kevin Paul Ward</b> <b>936</b> 6	<b>0</b> <b>0</b> 7	<b>0</b> <b>0</b> 9
ROW 3			
	<b>Aidan Devlin</b> <b>612</b> 4	<b>Brian O'Donnell</b> <b>734</b> 5	
ROW 2			
	<b>Terry McKay</b> <b>350</b> POLE	<b>Martin McAteer</b> <b>92</b> 2	<b>Ronan Mackle</b> <b>702</b> 3
ROW 1			



# CKMC Rallycross

Sorted on Laps

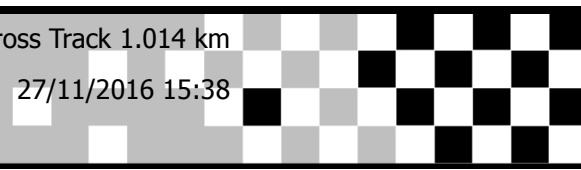
Rallycross

Mondello Park Rallycross Track 1.014 km

Modified B Final

27/11/2016 15:38

Race (5 Laps) started at 14:13:14



Pos	No.	Name	Car	Laps	Diff	Gap	Total Tm	Best Tm	Best Speed	In Lap
1	125	George Tohill	BMW Compact / 3200cc	5			3:48.314	43.820	83.304	2
2	62	Phil Chicken	Citroen C2 S1600 / 1600cc	5	0.841	0.841	3:49.155	44.024	82.918	4
3	181	Andrew Morris	Subaru Impreza RSC / 200	5	2.695	1.854	3:51.009	43.883	83.185	3
4	182	Darragh Morris	VW Golf VR6 / 2800cc	5	9.388	6.693	3:57.702	45.565	80.114	4
5	116	Frank O'Connell	Ford Fiesta / 1600cc	5	9.656	0.268	3:57.970	45.457	80.304	4

Margin of Victory	Avg. Speed	Best Lap Tm	Best Speed	Best Lap by
0.841	79.943	43.820	83.304	125 - George Tohill

Clerk of the Course: Tom Kirwan

Orbits

Race Control: Robert Moody

Timing: Timing.ie

www.mylaps.com

Results are provisional until the conclusion of judicial & technical matters

Licensed to: Timing.ie

Printed: 27/11/2016 14:25:43



# CKMC Rallycross

Sorted on Laps

Rallycross Mondello Park Rallycross Track 1.014 km  
 Supercar A Final 27/11/2016 15:43  
 Race (5 Laps) started at 14:18:55

Pos	No.	Name	Car	Laps	Diff	Gap	Total Tm	Best Tm	Best Speed	In Lap
1	111	Derek Tohill	Ford Fiesta / 2000cc	5			3:21.338	38.943	93.737	5
2	11	Noel Greene	Mitsubishi Mirage / 2000cc	5	12.477	12.477	3:33.815	41.161	88.686	3
3	128	Willie Farrell	Subaru Impreza / 2000cc	5	21.927	9.450	3:43.265	42.415	86.064	4
4	145	Brian Keegan	Subaru Impreza / 2000cc	5	47.115	25.188	4:08.453	47.381	77.044	4

Margin of Victory	Avg. Speed	Best Lap Tm	Best Speed	Best Lap by
12.477	90.654	38.943	93.737	111 - Derek Tohill

Clerk of the Course: Tom Kirwan Orbits

Race Control: Robert Moody

Timing: Timing.ie

Results are provisional until the conclusion of judicial & technical matters

www.mylaps.com  
 Licensed to: Timing.ie



# CKMC Rallycross

Sorted on Laps

Rallycross

Mondello Park Rallycross Track 1.014 km

Stockhatch 8v A Final

27/11/2016 15:35

Race (5 Laps) started at 14:24:36

Pos	No.	Name	Car	Laps	Diff	Gap	Total Tm	Best Tm	Best Speed	In Lap
1	801	Ciaran Murphy	Peugeot 205 GTi / 1600cc	5			3:55.749	45.178	80.800	5
2	816	Adrian Farrell	Peugeot 205 GTi / 1600cc	5	3.979	3.979	3:59.728	45.882	79.561	2
3	874	James O'Shea	Citroen Saxo / 1600cc	5	4.519	0.540	4:00.268	45.093	80.953	3
4	839	Damien Farrell	Peugeot 205 GTi / 1600cc	5	6.388	1.869	4:02.137	45.594	80.063	3
5	819	Vincent O'Rourke	Peugeot 205 GTi / 1600cc	5	21.715	15.327	4:17.464	46.379	78.708	4

Not classified

DNF	811	Dan Dowling	Citroen Saxoi / 1600cc	4	DNF		3:14.193	44.844	81.402	2
-----	-----	-------------	------------------------	---	-----	--	----------	--------	--------	---

Margin of Victory	Avg. Speed	Best Lap Tm	Best Speed	Best Lap by
3.979	77.421	44.844	81.402	811 - Dan Dowling

Clerk of the Course: Tom Kirwan

Orbits

Race Control: Robert Moody

Timing: Timing.ie

Results are provisional until the conclusion of judicial & technical matters

www.mylaps.com

Licensed to: Timing.ie

Printed: 27/11/2016 14:31:11





**CKMC Rallycross**

**Sorted on Laps**

Rallycross Mondello Park Rallycross Track 1.014 km  
 Stockhatch 16v A Final 27/11/2016 15:32  
 Race (5 Laps) started at 14:31:07

Pos	No.	Name	Car	Laps	Diff	Gap	Total Tm	Best Tm	Best Speed	In Lap
1	711	John Ward	Peugeot 106 GTi / 1600cc	5			3:45.411	43.588	83.748	5
2	795	Derek Lenehan	Peugeot GTi / 1600cc	5	3.790	3.790	3:49.201	43.551	83.819	3
3	789	John Dowling	Citroen Saxo / 1600cc	5	6.792	3.002	3:52.203	44.293	82.415	3
4	702	Paul Nolan	Peugeot 106 Gti / 1600cc	5	7.100	0.308	3:52.511	43.547	83.827	4
5	777	Eric Sloan	Peugeot / 1600cc	5	23.566	16.466	4:08.977	46.081	79.217	3
Not classified										
DNF	744	Leigh Anne Sedgwick	Citroen Saxo / 1600cc	3	DNF		2:30.602	46.934	77.777	2

Margin of Victory	Avg. Speed	Best Lap Tm	Best Speed	Best Lap by
3.790	80.972	43.547	83.827	702 - Paul Nolan

Clerk of the Course: Tom Kirwan Orbits

Race Control: Robert Moody  
 Timing: Timing.ie

Results are provisional until the conclusion of judicial & technical matters

www.mylaps.com  
 Licensed to: Timing.ie



# CKMC Rallycross

Sorted on Laps

Rallycross

Mondello Park Rallycross Track 1.014 km

Modified A Final

27/11/2016 15:39

Race (5 Laps) started at 14:39:13

Pos	No.	Name	Car	Laps	Diff	Gap	Total Tm	Best Tm	Best Speed	In Lap
1	RL 1	Willie Coyne	Opel Corsa / 2000cc	5			3:31.997	41.184	88.636	2
2	48	Patrick Ryan	Vauxhall Nova / 2000cc	5	2.946	2.946	3:34.943	41.156	88.697	4
3	117	Kieran Curran	Vauxhall Corsa / 1600cc	5	5.693	2.747	3:37.690	41.523	87.913	5
4	105	Pearse Browne	BMW Compact / 3200cc	5	8.620	2.927	3:40.617	42.089	86.730	4
5	101	Lloyd Spendlove	Lotus Exige / 1800cc	5	9.812	1.192	3:41.809	42.242	86.416	2
6	112	Christopher Grimes	Vauxhall Nova / 1600cc	5	14.523	4.711	3:46.520	42.663	85.564	5

Margin of Victory	Avg. Speed	Best Lap Tm	Best Speed	Best Lap by
2.946	86.096	41.156	88.697	48 - Patrick Ryan

Clerk of the Course: Tom Kirwan

Orbits

Race Control: Robert Moody

Timing: Timing.ie

www.mylaps.com

Results are provisional until the conclusion of judicial & technical matters

Licensed to: Timing.ie



# CKMC Rallycross

Sorted on Laps

Rallycross

Mondello Park Rallycross Track 1.014 km

Fiesta A Final

27/11/2016 15:18

Race (5 Laps) started at 14:44:45

Pos	No.	Name	Car	Laps	Diff	Gap	Total Tm	Best Tm	Best Speed	In Lap
1	43	Dan McDonnell	Ford Fiesta / 1250cc	5			3:56.701	45.088	80.962	4
2	17	James Dean	Ford Fiesta / 1250cc	5	0.742	0.742	3:57.443	45.513	80.206	3
3	7	Dave Egan	Ford Fiesta / 1250cc	5	3.962	3.220	4:00.663	45.349	80.496	5
4	115	Peter Campbell	Ford Fiesta / 1250cc	5	5.288	1.326	4:01.989	45.261	80.652	5
5	15	Ronan McDonnell	Ford Fiesta / 1250cc	5	10.632	5.344	4:07.333	46.063	79.248	5
6	35	Glenn Montgomery	Ford Fiesta / 1250cc	5	11.661	1.029	4:08.362	46.809	77.985	3
7	61	Denis McCrudden	Ford Fiesta / 1250cc	5	12.120	0.459	4:08.821	45.406	80.395	5
8	16	Lloyd Murphy	Ford Fiesta / 1250cc	5	23.642	11.522	4:20.343	45.996	79.363	5

Margin of Victory	Avg. Speed	Best Lap Tm	Best Speed	Best Lap by
0.742	77.110	45.088	80.962	43 - Dan McDonnell

Clerk of the Course: Tom Kirwan

Orbits

Race Control: Robert Moody

Timing: Timing.ie

Results are provisional until the conclusion of judicial & technical matters

www.mylaps.com


Licensed to: Timing.ie



# CKMC Rallycross

Sorted on Laps

Rallycars  
 Mondello Park Rallycross Track 1.014 km  
 Rallycars B Final  
 27/11/2016 15:12  
 Race (5 Laps) started at 14:50:17



Pos	No.	Name	Car	Laps	Diff	Gap	Total Tm	Best Tm	Best Speed	In Lap
1	905	William Cecil	Peugeot 205 GTi / 1600cc	5			3:54.786	45.055	81.021	5
2	919	PJ Doyle	Peugeot 205 / 1400cc	5	1.995	1.995	3:56.781	45.485	80.255	5
3	904	Peter O'Brien	Peugeot 205 GTi / 1600cc	5	3.298	1.303	3:58.084	44.984	81.149	2

Margin of Victory	Avg. Speed	Best Lap Tm	Best Speed	Best Lap by
1.995	77.739	44.984	81.149	904 - Peter O'Brien

Clerk of the Course: Tom Kirwan Orbits

Race Control: Robert Moody

Timing: Timing.ie

Results are provisional until the conclusion of judicial & technical matters


Printed: 27/11/2016 14:54:45



# CKMC Rallycross

Sorted on Laps

Juniors  
Mondello Park Rallycross Track 1.014 km  
Juniors A Final Re-Run  
27/11/2016 15:03  
Race (5 Laps) started at 15:01:49



Pos	No.	Name	Car	Laps	Diff	Gap	Total Tm	Best Tm	Best Speed	In Lap
1	428	Shane Duggan	Nissan Micra / 1000cc	5			4:03.854	47.918	76.180	4
2	414	Ben Mullins	Nissan Micra / 1000cc	5	7.448	7.448	4:11.302	49.621	73.566	4
3	467	Shane Loftus	Nissan Micra / 1000cc	5	10.531	3.083	4:14.385	49.825	73.264	2
4	412	Christopher Grimes Jnr	Toyota Starlet / 1000cc	5	11.688	1.157	4:15.542	50.000	73.008	5

Margin of Victory	Avg. Speed	Best Lap Tm	Best Speed	Best Lap by
7.448	74.848	47.918	76.180	428 - Shane Duggan

Clerk of the Course: Tom Kirwan Orbits

Race Control: Robert Moody

Timing: Timing.ie

Results are provisional until the conclusion of judicial & technical matters

www.mylaps.com

Licensed to: Timing.ie




# CKMC Rallycross

Sorted on Laps

Buggys  
 Buggys A Final  
 Race (5 Laps) started at 15:07:46

Mondello Park Rallycross Track 1.014 km

27/11/2016 15:06



Pos	No.	Name	Car	Laps	Diff	Gap	Total Tm	Best Tm	Best Speed	In Lap
1	350	Terry McKay	Buggy / 750cc	5			3:18.045	38.922	93.788	3
2	702	Ronan Mackle	Buggy / 750cc	5	0.296	0.296	3:18.341	39.088	93.389	2
3	92	Martin McAteer	Buggy / 750cc	5	7.607	7.311	3:25.652	40.204	90.797	3
4	734	Brian O'Donnell	Buggy Xtreme / 600cc	5	21.419	13.812	3:39.464	41.949	87.020	2
5	612	Aidan Devlin	Buggy / 750cc	5	23.226	1.807	3:41.271	41.949	87.020	2

Margin of Victory	Avg. Speed	Best Lap Tm	Best Speed	Best Lap by
0.296	92.161	38.922	93.788	350 - Terry McKay

Clerk of the Course: Tom Kirwan

Orbits

Race Control: Robert Moody

Timing: Timing.ie

Results are provisional until the conclusion of judicial & technical matters

www.mylaps.com


Licensed to: Timing.ie



**CKMC Rallycross**

**Sorted on Laps**

Rallycars  
 Mondello Park Rallycross Track 1.014 km  
 Rallycars A Final  
 27/11/2016 15:13  
 Race (5 Laps) started at 15:15:26



Pos	No.	Name	Car	Laps	Diff	Gap	Total Tm	Best Tm	Best Speed	In Lap
1	909	Patrick Donoghue	Peugeot 205 GTi / 1905cc	5			3:37.143	41.586	87.780	3
2	915	Mick Lonergan	Honda Civic / 1600cc	5	0.751	0.751	3:37.894	42.060	86.790	2
3	901	Eddie Peterson	Honda Civic / 1600cc	5	0.976	0.225	3:38.119	41.813	87.303	4
4	957	Padraig Denby	Peugeot 106 / 1600cc	5	7.446	6.470	3:44.589	42.934	85.024	4
5	935	Jason Keogh	Peugeot 205 GTi / 1600cc	5	14.441	6.995	3:51.584	43.721	83.493	5
6	919	PJ Doyle	Peugeot 205 / 1400cc	5	16.456	2.015	3:53.599	44.319	82.366	5
7	905	William Cecil	Peugeot 205 GTi / 1600cc	5	18.766	2.310	3:55.909	44.747	81.579	5

Margin of Victory	Avg. Speed	Best Lap Tm	Best Speed	Best Lap by
0.751	84.055	41.586	87.780	909 - Patrick Donoghue

Clerk of the Course: Tom Kirwan Orbits

Race Control: Robert Moody

Timing: Timing.ie

Results are provisional until the conclusion of judicial & technical matters

www.mylaps.com  
 Licensed to: Timing.ie



# CKMC Rallycross

Sorted on Laps

Rallycross

Mondello Park Rallycross Track 1.014 km

Super Final

27/11/2016 16:00

Race (6 Laps) started at 15:21:25

Pos	No.	Name	Car	Laps	Diff	Gap	Total Tm	Best Tm	Best Speed	In Lap
1	111	Derek Tohill	Ford Fiesta / 2000cc	6			3:51.312	38.138	95.716	3
2	11	Noel Greene	Mitsubishi Mirage / 2000cc	6	14.551	14.551	4:05.863	40.314	90.549	2
3	RL 1	Willie Coyne	Opel Corsa / 2000cc	6	15.036	0.485	4:06.348	40.436	90.276	6
4	48	Patrick Ryan	Vauxhall Nova / 2000cc	6	17.273	2.237	4:08.585	40.580	89.956	4
5	101	Lloyd Spendlove	Lotus Exige / 1800cc	6	19.709	2.436	4:11.021	40.495	90.144	3
6	117	Kieran Curran	Vauxhall Corsa / 1600cc	6	21.562	1.853	4:12.874	40.185	90.840	6
7	105	Pearse Browne	BMW Compact / 3200cc	6	29.562	8.000	4:20.874	41.937	87.045	2
8	711	John Ward	Peugeot 106 GTi / 1600cc	6	36.414	6.852	4:27.726	43.470	83.975	4

Margin of Victory	Avg. Speed	Best Lap Tm	Best Speed	Best Lap by
14.551	94.688	38.138	95.716	111 - Derek Tohill

Clerk of the Course: Tom Kirwan

Orbits

Race Control: Robert Moody

Timing: Timing.ie

Results are provisional until the conclusion of judicial & technical matters

www.mylaps.com

Licensed to: Timing.ie