



2011 Plains Rally

14th May 2011
Final Award Winners




Pos	No.	Driver/Co-Driver	Class	Vehicle	Total Time	Diff. Leader	Overall Pos
Overall Awards							
1	1	Andrew BURTON/Robin KELLARD	WR1	Peugeot Cosworth	0:43:39		1
2	2	Hugh HUNTER/Andy MARCHBANK	WR1	Ford Focus Wrc01	0:43:44	0:05	2
3	5	Charlie PAYNE/Paul SPOONER	WR1	Ford Focus WRC 06	0:44:11	0:32	3
Award - 1400 Driver and Co-driver							
1	202	Justin LAWSON/Paul HARGREAVES	1400S	Vauxhall Nova	0:48:57		31
Class RF1.0							
1	222	Ian ARDEN/Steve COOMBES	RF1.0	Nissan Micra	0:56:18		91
2	223	Harry MORGAN/Sasha HERIOT	RF1.0	Nissan Micra	0:56:28	0:10	92
3	239	Chris SHAW/Gavin WRIGHT	RF1.0	Nissan Micra	0:57:47	1:29	96
Class RF1.4							
1	208	Ash SLIGHTS/Tom HUGHES	RF1.4	Toyota Yaris	0:52:30		64
2	213	Chris HELTINGS/Glyn THOMS	RF1.4	MG ZR	0:52:40	0:10	68
3	211	Dave TOWN/Mick TOWN	RF1.4	Rover 214	0:53:27	0:57	77
Class 1400L							
1	206	Gethin JONES/Scott POXON	1400L	Volkswagon Polo	0:53:16		74
2	235	Jamie TURNER/James ALDRIDGE	1400L	Rover 200	0:53:23	0:07	76
3	218	Steve BROWN/Paul STRINGER	1400L	Nissan Micra	0:54:36	1:20	84
Class 1400C							
1	219	Euros EVANS/Dylan LEWIS	1400C	Vauxhall Nova	0:54:23		83
Class 1400S							
1	233	Darren PINCHIN/Karen WATTS	1400S	Proton Satria	0:49:10		34
2	203	Clive ANSTEY/Tim CURRIE	1400S	Vauxhall Corsa	0:50:52	1:42	47
3	209	Dominic SCOTT/James BAILEY	1400S	MG ZR	0:51:02	1:52	49
Class N3							
1	164	Damien SMITH/Frazer HUTCHINSON	N3	Ford Fiesta ST	0:49:28		39
2	116	Matt BEEBE/Rich MILLS	N3	MG ZR 160	0:51:06	1:38	51
Class N4							
1	22	Wug UTTING/Max UTTING	N4	Subaru Impreza N12B	0:45:39		8
2	11	Daniel SIGUROARSON/Martin BRADY	N4	Mitsubishi Evo 10	0:45:44	0:05	9
3	25	Dylan DAVIES/Dale FURNISS	N4	Subaru Impreza	0:45:49	0:10	10
Class H1							
		No finisher eligible					
Class H2							
		No finisher eligible					
Class H3							
1	107	Gareth LLOYD/Gareth ROBERTS	H3	Ford Escort Rs1800	0:48:40		29
2	106	Stuart CLARKE/Andy BALLANTYNE	H3	Ford Escort RS2000	0:49:11	0:31	36
3	154	Paul GRIFFITHS/Sam COLLIS	H3	Ford Escort Rs1800	0:49:28	0:48	40
Class B10							
1	115	Osian PRYCE/Iestyn WILLIAMS	B10	Ford Fiesta R2	0:49:16		37
2	127	Robert WHEELER/Chris WHEELER	B10	VW Golf	0:50:47	1:31	45
3	125	Sean EDWARDS/Gavin HAYCOCK	B10	Ford Escort	0:51:12	1:56	53
Class B11							
1	155	Mad Mick JONES/Isak GUDJONSSON	B11	Escort Mark 2	0:47:28		20

Issued at 20:39 on 14 May 2011

1

Results by Tynemouth Computer Services





2011 Plains Rally

14th May 2011
Final Award Winners



Pos	No.	Driver/Co-Driver	Class	Vehicle	Total Time	Diff. Leader	Overall Pos
Class B11 (Continued)							
2	112	Boyd KERSHAW/Bryan HULL	B11	Ford Escort	0:49:23	1:55	38
3	156	Stuart EGGLESTONE/Brian HODGSON	B11	Vauxhaul Astra	0:52:27	4:59	63
Class B12							
1	105	Will ONIONS/Dave WILLIAMS	B12	Ford Escort MK 11	0:47:23		19
2	118	Richard FELGATE/Mark MASON	B12	BMW 325i	0:50:54	3:31	48
3	110	Colin WEBB/Matt ROGERS	B12	BMW 325	0:51:34	4:11	57
Class B13							
1	6	David WRIGHT/Micheal WILKINSON	B13	Mitsubishi Evo 9	0:44:25		4
2	10	Nigel GRIFFITHS/Jon SCOTT	B13	Subaru Impreza	0:45:08	0:43	6
3	17	David HOWELLS/Chris RIDGE	B13	Subaru Impreza	0:45:28	1:03	7
Class WR1							
1	4	Paul BIRD/Kirsty RIDDICK	WR1	Ford Focus WRC 07	0:44:29		5
2	27	Kevin ROWLEDGE/Paul MORRIS	WR1	Ford Focus WRC	0:47:41	3:12	21
3	41	Geoff COTTRILL/Nathan CREWE	WR1	MG Metro 6R4	0:52:10	7:41	59
Award - S1000 Driver							
1	223	Harry MORGAN	RF1.0	Nissan Micra	0:56:28		92
Award - S1000 Co-driver							
		No finisher eligible					
Award - ANWCC Driver							
1	25	Dylan DAVIES	N4	Subaru Impreza	0:45:49		10
Award - ANWCC Co-driver							
1	25	Dale FURNISS	N4	Subaru Impreza	0:45:49		10
Award - WAMC National Driver							
1	2	Hugh HUNTER	WR1	Ford Focus Wrc01	0:43:44		2
Award - WAMC National Co-driver							
1	2	Andy MARCHBANK	WR1	Ford Focus Wrc01	0:43:44		2
Award - WAMC Clubman Driver							
1	25	Dylan DAVIES	N4	Subaru Impreza	0:45:49		10
Award - WAMC Clubman Co-driver							
1	25	Dale FURNISS	N4	Subaru Impreza	0:45:49		10
Award - Hankook 205 Driver							
1	134	Ian CARTWRIGHT	B10	Peugeot 205	0:53:43		80
Award - Hankook 205 Co-driver							
1	134	Ian JACKSON	B10	Peugeot 205	0:53:43		80
Award - Hankook BMW Driver							
1	118	Richard FELGATE	B12	BMW 325i	0:50:54		48
Award - Hankook BMW Co-driver							
1	118	Mark MASON	B12	BMW 325i	0:50:54		48
Award - Silverstone Tyres Gold Star Driver - BTRDA Goblet							
1	1	Andrew BURTON	WR1	Peugeot Cosworth	0:43:39		1
Award - Silverstone Tyres Gold Star Co-driver - BTRDA Goblet							
1	1	Robin KELLARD	WR1	Peugeot Cosworth	0:43:39		1

Issued at 20:39 on 14 May 2011

2

Results by Tynemouth Computer Services





2011 Plains Rally

14th May 2011
Final Award Winners



Pos	No.	Driver/Co-Driver	Class	Vehicle	Total Time	Diff. Leader	Overall Pos
Award - Silverstone Tyres Silver Star Driver - BTRDA Goblet							
1	105	Will ONIONS	B12	Ford Escort MK 11	0:47:23		19
Award - Silverstone Tyres Silver Star Co-driver - BTRDA Goblet							
1	105	Dave WILLIAMS	B12	Ford Escort MK 11	0:47:23		19
Award - Millers Oils BTRDA 1400 Driver							
1	202	Justin LAWSON	1400S	Vauxhall Nova	0:48:57		31
Award - Millers Oils BTRDA 1400 Co-driver							
1	202	Paul HARGREAVES	1400S	Vauxhall Nova	0:48:57		31





2011 Plains Rally

14th May 2011

Final Results




Pos	No.	Driver/Co-driver	Class	Class Posn.	Vehicle	Stage Times	Penalties	Total Time	Diff. Leader
1	1	Andrew BURTON/Robin KELLARD	WR1	1	Peugeot Cosworth	0:43:39		0:43:39	
2	2	Hugh HUNTER/Andy MARCHBANK	WR1	2	Ford Focus Wrc01	0:43:44		0:43:44	0:05
3	5	Charlie PAYNE/Paul SPOONER	WR1	3	Ford Focus WRC 06	0:44:11		0:44:11	0:32
4	6	David WRIGHT/Micheal WILKINSON	B13	1	Mitsubishi Evo 9	0:44:25		0:44:25	0:46
5	4	Paul BIRD/Kirsty RIDDICK	WR1	4	Ford Focus WRC 07	0:44:29		0:44:29	0:50
6	10	Nigel GRIFFITHS/Jon SCOTT	B13	2	Subaru Impreza	0:45:08		0:45:08	1:29
7	17	David HOWELLS/Chris RIDGE	B13	3	Subaru Impreza	0:45:28		0:45:28	1:49
8	22	Wug UTTING/Max UTTING	N4	1	Subaru Impreza N12B	0:45:39		0:45:39	2:00
9	11	Daniel SIGUROARSON/Martin BRADY	N4	2	Mitsubishi Evo 10	0:45:44		0:45:44	2:05
10	25	Dylan DAVIES/Dale FURNISS	N4	3	Subaru Impreza	0:45:49		0:45:49	2:10
11	45	Sara WILLIAMS/Dai ROBERTS	N4	4	Subaru Impreza	0:46:12		0:46:12	2:33
12	46	Jim McNEIL/Kim BAKER	B13	4	Subaru Impreza	0:46:15		0:46:15	2:36
13	48	Jamie ANDERSON/Ella FLYNN	N4	5	Mitsubishi Evo 9	0:46:16		0:46:16	2:37
14	18	Stephen PETCH/John RICHARDSON	B13	5	Mitsubishi Lancer Evo	0:46:19		0:46:19	2:40
15	15	Tom NAUGHTON/Horace SAVILLE	N4	6	Mitsubishi Evo 9	0:45:32	1:00	0:46:32	2:53
16	19	James GRINT/Steve GREENHILL	N4	7	Mitsubishi Evo 9	0:46:39		0:46:39	3:00
17	28	Martin NEWCOMBE/Peter NEWCOMBE	B13	6	Mitsubishi Evo 6	0:46:44		0:46:44	3:05
18	24	Luke FRANCIS/John H ROBERTS	N4	8	Mitsubishi Evo 9	0:46:51		0:46:51	3:12
19	105	Will ONIONS/Dave WILLIAMS	B12	1	Ford Escort MK 11	0:47:23		0:47:23	3:44
20	155	Mad Mick JONES/Isak GUDJONSSON	B11	1	Escort Mark 2	0:47:28		0:47:28	3:49
21	27	Kevin ROWLEDGE/Paul MORRIS	WR1	5	Ford Focus WRC	0:47:41		0:47:41	4:02
22	50	Brendan CUMISKEY/Ronan OKANE	N4	9	Mitsubishi Evo 9	0:47:43		0:47:43	4:04
23	32	Nigel SEABOLD/Chris DAVIES	N4	10	Subaru Impreza N2010	0:47:47		0:47:47	4:08
24	23	Barry JONES/Chris WILLIAMS	N4	11	Subaru Impreza Wrx	0:47:57		0:47:57	4:18
25	44	Matthew ROBINSON/Nigel HUTCHINSON	B13	7	Subaru Impreza	0:48:04		0:48:04	4:25
26	26	Simon ROGERS/Peter THOMAS	B13	8	Mitsubishi Evo6	0:48:18		0:48:18	4:39
27	31	Tony MACWHIRTER/Steve GREEN	B13	9	Mitsubishi Evo 7	0:48:28		0:48:28	4:49
28	30	Paul WALKER/Vern BROWN	B13	10	Subaru Impreza	0:48:32		0:48:32	4:53
29	107	Gareth LLOYD/Gareth ROBERTS	H3	1	Ford Escort Rs1800	0:48:40		0:48:40	5:01
30	34	Peter BAYLIS/Anthony BLYTH	B13	11	Subaru Impreza	0:48:47		0:48:47	5:08
31	202	Justin LAWSON/Paul HARGREAVES	1400S	1	Vauxhall Nova	0:48:57		0:48:57	5:18
32	29	Keith PARRY/Eryl EVANS	B13	12	Subaru Impreza	0:49:04		0:49:04	5:25
33	36	Ben WILLIAMS/Russell JOSEPH	B13	13	Mitsubishi Evo 6	0:49:06		0:49:06	5:27
34	233	Darren PINCHIN/Karen WATTS	1400S	2	Proton Satria	0:49:10		0:49:10	5:31
35	37	Martin PAYTON/Darren PARSONS	B13	14	Mitsubishi Evo 6	0:49:10		0:49:10	5:31
36	106	Stuart CLARKE/Andy BALLANTYNE	H3	2	Ford Escort RS2000	0:49:11		0:49:11	5:32
37	115	Osian PRYCE/Iestyn WILLIAMS	B10	1	Ford Fiesta R2	0:49:16		0:49:16	5:37
38	112	Boyd KERSHAW/Bryan HULL	B11	2	Ford Escort	0:49:23		0:49:23	5:44
39	164	Damien SMITH/Frazer HUTCHINSON	N3	1	Ford Fiesta ST	0:49:28		0:49:28	5:49
40	154	Paul GRIFFITHS/Sam COLLIS	H3	3	Ford Escort Rs1800	0:49:28		0:49:28	5:49
41	109	Terry BROWN/Jack WALBY	H3	4	Ford Escort Mk2	0:49:37		0:49:37	5:58
42	108	Warren PHILLISKIRK/Matthew WHATTAM	H3	5	Ford Escort Rs1800	0:49:52		0:49:52	6:13
43	163	Mark BENTLEY/Ed BENTLEY	H3	6	Ford Escort	0:50:38		0:50:38	6:59
44	42	Garry WILSON/Martin HAGGETT	B13	15	MG Metro 6R4	0:50:44		0:50:44	7:05
45	127	Robert WHEELER/Chris WHEELER	B10	2	VW Golf	0:50:47		0:50:47	7:08
46	121	Barry JORDAN/James GRATTON-SMITH	H3	7	Ford Escort	0:50:47		0:50:47	7:08
47	203	Clive ANSTEY/Tim CURRIE	1400S	3	Vauxhall Corsa	0:50:52		0:50:52	7:13
48	118	Richard FELGATE/Mark MASON	B12	2	BMW 325i	0:50:54		0:50:54	7:15
49	209	Dominic SCOTT/James BAILEY	1400S	4	MG ZR	0:51:02		0:51:02	7:23
50	39	Paul LOMAS/Matthew NICHOLAS	B13	16	Subaru Impreza	0:51:05		0:51:05	7:26
51	116	Matt BEEBE/Rich MILLS	N3	2	MG ZR 160	0:51:06		0:51:06	7:27
52	216	Hefin LLOYD-DAVIES/Mark LEWIS	1400S	5	Vauxhall Corsa	0:51:12		0:51:12	7:33
53	125	Sean EDWARDS/Gavin HAYCOCK	B10	3	Ford Escort	0:51:12		0:51:12	7:33
54	137	Dave LEWIS/Steve SOUTHALL	H3	8	Ford Escort Mk1	0:51:13		0:51:13	7:34
55	205	Marcel FRELING/Karen ROBINSON	1400S	6	MG ZR	0:51:24		0:51:24	7:45

Issued at 20:39 on 14 May 2011

4

Results by Tynemouth Computer Services





2011 Plains Rally

14th May 2011

Final Results




Pos	No.	Driver/Co-driver	Class	Class Posn.	Vehicle	Stage Times	Penalties	Total Time	Diff. Leader
56	47	Jason MORGAN/Gareth PRITCHARD	B13	17	Subaru Impreza	0:51:29		0:51:29	7:50
57	110	Colin WEBB/Matt ROGERS	B12	3	BMW 325	0:51:34		0:51:34	7:55
58	129	Roland LLEWELLIN/Paul WILLIAMS	B12	4	BMW 3251	0:51:55		0:51:55	8:16
59	41	Geoff COTTRILL/Nathan CREWE	WR1	6	MG Metro 6R4	0:52:10		0:52:10	8:31
60	133	Damian THOMAS/Anthony LITCHFIELD	B10	4	Peugeot 205	0:52:11		0:52:11	8:32
61	136	Thomas LLOYD/Craig MAGGS	B10	5	Peugeot 205	0:52:12		0:52:12	8:33
62	162	Dale OWEN/Adam JEFFS	B10	6	Peugeot 206 Xsi	0:52:18		0:52:18	8:39
63	156	Stuart EGGLESTONE/Brian HODGSON	B11	3	Vauxhaul Astra	0:52:27		0:52:27	8:48
64	208	Ash SLIGHTS/Tom HUGHES	RF1.4	1	Toyota Yaris	0:52:30		0:52:30	8:51
65	40	Spencer WILKINSON/Jamie EDWARDS	N4	12	Subaru Impreza N10	0:52:30		0:52:30	8:51
66	207	Roger PRIESTNALL/Jamie FORREST	1400S	7	Proton Satria	0:52:32		0:52:32	8:53
67	131	Jon ROSS/Martin AUSKERIN	B12	5	BMW 325i	0:52:36		0:52:36	8:57
68	213	Chris HELTINGS/Glyn THOMS	RF1.4	2	MG ZR	0:52:40		0:52:40	9:01
69	135	Cyril CROOK/Mike WILDING	B12	6	Vauxhall Astra RS RWD	0:52:42		0:52:42	9:03
70	214	Martin SHAW/Ian PROUT	1400S	8	Ford Escort Rs1400	0:52:56		0:52:56	9:17
71	210	Kieran DARRINGTON/Pamela HILTON	1400S	9	Vauxhall Corsa	0:53:05		0:53:05	9:26
72	140	Dai LLOYD/Sherryn ROBERTS	B10	7	Peugeot 205Gti	0:53:14		0:53:14	9:35
73	124	Ian RIX/Lee CARTER	H3	9	Ford Escort	0:53:15		0:53:15	9:36
74	206	Gethin JONES/Scott POXON	1400L	1	Volkswagon Polo	0:53:16		0:53:16	9:37
75	234	Vin HUGHES/Dave READ	1400S	10	Ford Focus	0:53:21		0:53:21	9:42
76	235	Jamie TURNER/James ALDRIDGE	1400L	2	Rover 200	0:53:23		0:53:23	9:44
77	211	Dave TOWN/Mick TOWN	RF1.4	3	Rover 214	0:53:27		0:53:27	9:48
78	126	Kieron PATTERSON/Michael WILSON	H3	10	Datsun 240Z	0:53:32		0:53:32	9:53
79	114	David JONES/Glyn PRICE	B12	7	BMW E30	0:53:40		0:53:40	10:01
80	134	Ian CARTWRIGHT/Ian JACKSON	B10	8	Peugeot 205	0:53:43		0:53:43	10:04
81	128	Sean BANNISTER/Ian JONES	B10	9	Citroen C2	0:53:46		0:53:46	10:07
82	215	Kris FARRELL/Tudor JENKINS	1400S	11	Proton Satria	0:53:46		0:53:46	10:07
83	219	Euros EVANS/Dylan LEWIS	1400C	1	Vauxhall Nova	0:54:23		0:54:23	10:44
84	218	Steve BROWN/Paul STRINGER	1400L	3	Nissan Micra	0:54:36		0:54:36	10:57
85	232	Damien RIGDEN/Ian ORFORD	1400L	4	VW Lupo	0:54:48		0:54:48	11:09
86	147	Alex HAWKINS/Fraser WARD	B10	10	Peugeot 205 Gti	0:54:59		0:54:59	11:20
87	143	Gareth VICKERS/Martyn VICKERS	B10	11	Peugeot 205 Gti	0:55:12		0:55:12	11:33
88	217	Jayne AUDEN/Dave AUDEN	1400S	12	MG ZR	0:55:15		0:55:15	11:36
89	139	Barney JOHNSON/Jamie-Lee FOX	B12	8	BMW 325	0:55:37		0:55:37	11:58
90	220	Roy GRAVESTOCK/Tim BALL	RF1.4	4	Vauxhall Corsa Sri	0:55:44		0:55:44	12:05
91	222	Ian ARDEN/Steve COOMBES	RF1.0	1	Nissan Micra	0:56:18		0:56:18	12:39
92	223	Harry MORGAN/Sasha HERIOT	RF1.0	2	Nissan Micra	0:56:28		0:56:28	12:49
93	238	James McLEAN/Thomas BAYLEY	1400L	5	Peugeot 106	0:56:46		0:56:46	13:07
94	226	Marlon ROBERTS/Steve DEELEY	1400L	6	MG ZR	0:57:10		0:57:10	13:31
95	224	James WEAVER/Teresa BUTLER	1400L	7	MG ZR	0:57:39		0:57:39	14:00
96	239	Chris SHAW/Gavin WRIGHT	RF1.0	3	Nissan Micra	0:57:47		0:57:47	14:08
97	161	Anthony FINN/Alan BROWN	B11	4	Peugeot 205 Gti	0:58:11		0:58:11	14:32
98	237	Simon McLEAN/Ian McLEAN	1400L	8	Peugeot 106	0:58:17		0:58:17	14:38
99	152	Tony HAWKINS/Darren JONES	B12	9	BMW 325	0:58:39		0:58:39	15:00
100	148	Huw ROWCLIFFE/Tudur REES	B10	12	Peugeot 205 Gti	1:00:01		1:00:01	16:22
101	228	Jon PAYTON/Tim PAYTON	RF1.0	4	Nissan Micra	1:00:47		1:00:47	17:08
102	231	Danny BROWN/Darren RILEY	RF1.0	5	Nissan Micra	1:01:53		1:01:53	18:14
103	229	Leonard EVANS/Mark THOMAS	RF1.0	6	Nissan Micra	1:06:21		1:06:21	22:42
104	236	Dan WAKEFIELD/Kit PERRY	RF1.4	5	Peugeot 106	1:06:56		1:06:56	23:17
105	230	Lora KENNY/Rhys MORGAN	RF1.0	7	Nissan Micra	1:07:52	1:00	1:08:52	25:13

Issued at 20:39 on 14 May 2011

5

Results by Tynemouth Computer Services





2011 Plains Rally

14th May 2011

Final Results by Competition Number




No.	Pos	Entrant Driver/Co-driver	Class	Class Posn.	Vehicle	Stage Times	Penalties	Total Time	Diff. Leader
202	31	Justin LAWSON/Paul HARGREAVES	1400S	1	Vauxhall Nova	0:48:57		0:48:57	5:18
203	47	Clive ANSTEY/Tim CURRIE	1400S	3	Vauxhall Corsa	0:50:52		0:50:52	7:13
204		Arwyn LLOYD-DAVIES/Emyr HALL	1400S		Vauxhall Nova	Engine Failure			
205	55	Marcel FRELING/Karen ROBINSON	1400S	6	MG ZR	0:51:24		0:51:24	7:45
206	74	Gethin JONES/Scott POXON	1400L	1	Volkswagon Polo	0:53:16		0:53:16	9:37
207	66	Roger PRIESTNALL/Jamie FORREST	1400S	7	Proton Satria	0:52:32		0:52:32	8:53
208	64	Ash SLIGHTS/Tom HUGHES	RF1.4	1	Toyota Yaris	0:52:30		0:52:30	8:51
209	49	Dominic SCOTT/James BAILEY	1400S	4	MG ZR	0:51:02		0:51:02	7:23
210	71	Kieran DARRINGTON/Pamela HILTON	1400S	9	Vauxhall Corsa	0:53:05		0:53:05	9:26
211	77	Dave TOWN/Mick TOWN	RF1.4	3	Rover 214	0:53:27		0:53:27	9:48
212		Dan GRAY/Rob TUCKWELL	1400S		Peugeot 106 Rallye	Stopped SS2			
213	68	Chris HELTINGS/Glyn THOMS	RF1.4	2	MG ZR	0:52:40		0:52:40	9:01
214	70	Martin SHAW/Ian PROUT	1400S	8	Ford Escort Rs1400	0:52:56		0:52:56	9:17
215	82	Kris FARRELL/Tudor JENKINS	1400S	11	Proton Satria	0:53:46		0:53:46	10:07
216	52	Hefin LLOYD-DAVIES/Mark LEWIS	1400S	5	Vauxhall Corsa	0:51:12		0:51:12	7:33
217	88	Jayne AUDEN/Dave AUDEN	1400S	12	MG ZR	0:55:15		0:55:15	11:36
218	84	Steve BROWN/Paul STRINGER	1400L	3	Nissan Micra	0:54:36		0:54:36	10:57
219	83	Euros EVANS/Dylan LEWIS	1400C	1	Vauxhall Nova	0:54:23		0:54:23	10:44
220	90	Roy W Gravestock							
		Roy GRAVESTOCK/Tim BALL	RF1.4	4	Vauxhall Corsa Sri	0:55:44		0:55:44	12:05
221		Rallyschool.co.uk							
		Matt GRIFFIN/Joe CRUTTENDEN	1400L		VW Lupo	Driveshaft SS2			
222	91	Ian ARDEN/Steve COOMBES	RF1.0	1	Nissan Micra	0:56:18		0:56:18	12:39
223	92	Harry MORGAN/Sasha HERIOT	RF1.0	2	Nissan Micra	0:56:28		0:56:28	12:49
224	95	James WEAVER/Teresa BUTLER	1400L	7	MG ZR	0:57:39		0:57:39	14:00
225		James WATKINS/Siobhan PUGH	RF1.0		Nissan Micra	Stopped After SS6			
226	94	Marlon ROBERTS/Steve DEELEY	1400L	6	MG ZR	0:57:10		0:57:10	13:31
227		Jez MACWHIRTER/Lisa EVANS	1400S		Vauxhall Corsa	Stopped SS2			
228	101	Jon PAYTON/Tim PAYTON	RF1.0	4	Nissan Micra	1:00:47		1:00:47	17:08
229	103	Leonard EVANS/Mark THOMAS	RF1.0	6	Nissan Micra	1:06:21		1:06:21	22:42
230	105	Lora KENNY/Rhys MORGAN	RF1.0	7	Nissan Micra	1:07:52	1:00	1:08:52	25:13
231	102	Danny BROWN/Darren RILEY	RF1.0	5	Nissan Micra	1:01:53		1:01:53	18:14
232	85	Damien RIGDEN/Ian ORFORD	1400L	4	VW Lupo	0:54:48		0:54:48	11:09
233	34	Darren PINCHIN/Karen WATTS	1400S	2	Proton Satria	0:49:10		0:49:10	5:31
234	75	Vin HUGHES/Dave READ	1400S	10	Ford Focus	0:53:21		0:53:21	9:42
235	76	Jamie TURNER/James ALDRIDGE	1400L	2	Rover 200	0:53:23		0:53:23	9:44
236	104	Dan WAKEFIELD/Kit PERRY	RF1.4	5	Peugeot 106	1:06:56		1:06:56	23:17
237	98	Simon McLEAN/Ian McLEAN	1400L	8	Peugeot 106	0:58:17		0:58:17	14:38
238	93	James McLEAN/Thomas BAYLEY	1400L	5	Peugeot 106	0:56:46		0:56:46	13:07
239	96	Chris SHAW/Gavin WRIGHT	RF1.0	3	Nissan Micra	0:57:47		0:57:47	14:08
102		Joe PRICE/Christopher BROOKS	B11		Ford Escort	OTL			
103		Allan McDOWALL/Gavin HESELTINE	B11		Opel Kadett	Stopped SS5			
105	19	Will ONIONS/Dave WILLIAMS	B12	1	Ford Escort MK 11	0:47:23		0:47:23	3:44
106	36	Stuart CLARKE/Andy BALLANTYNE	H3	2	Ford Escort RS2000	0:49:11		0:49:11	5:32
107	29	Gareth LLOYD/Gareth ROBERTS	H3	1	Ford Escort Rs1800	0:48:40		0:48:40	5:01
108	42	Warren PHILLISKIRK/Matthew WHATTAM	H3	5	Ford Escort Rs1800	0:49:52		0:49:52	6:13
109	41	Terry BROWN/Jack WALBY	H3	4	Ford Escort Mk2	0:49:37		0:49:37	5:58
110	57	Colin WEBB/Matt ROGERS	B12	3	BMW 325	0:51:34		0:51:34	7:55
111		Peter SMITH/Russ LANGTHORNE	H3		Ford Escort Mk1	Stopped at Re-group			
112	38	Boyd KERSHAW/Bryan HULL	B11	2	Ford Escort	0:49:23		0:49:23	5:44
113		Geraint MILLS/Jonny Tad EVANS	B11		Opel Manta 400	Broken Rear Shaft SS2			
114	79	David JONES/Glyn PRICE	B12	7	BMW E30	0:53:40		0:53:40	10:01
115	37	Osian PRYCE/Iestyn WILLIAMS	B10	1	Ford Fiesta R2	0:49:16		0:49:16	5:37
116	51	Matt BEEBE/Rich MILLS	N3	2	MG ZR 160	0:51:06		0:51:06	7:27
117		Tim CAINS/Richard MAY	B11		Peugeot 309 Gti	Off SS1			

Issued at 20:39 on 14 May 2011

6

Results by Tynemouth Computer Services





2011 Plains Rally

14th May 2011

Final Results by Competition Number




No.	Pos	Entrant Driver/Co-driver	Class	Class Posn.	Vehicle	Stage Times	Penalties	Total Time	Diff. Leader
118	48	Richard FELGATE/Mark MASON	B12	2	BMW 325i	0:50:54		0:50:54	7:15
119		Russell DAVIES/John FELLOWES	B12		Vauxhall Calibra	Broken Driveshaft SS1			
121	46	Jordan Road Surfacing Barry JORDAN/James GRATTON-SMITH	H3	7	Ford Escort	0:50:47		0:50:47	7:08
122		John PRITCHARD/Will ROGERS	N3		Ford Fiesta ST	Broken Diff			
123		Gareth JONES/Peter JAMES	H3		Ford Escort	Stopped at Service			
124	73	Ian RIX/Lee CARTER	H3	9	Ford Escort	0:53:15		0:53:15	9:36
125	53	Sean EDWARDS/Gavin HAYCOCK	B10	3	Ford Escort	0:51:12		0:51:12	7:33
126	78	Kieron PATTERSON/Michael WILSON	H3	10	Datsun 240Z	0:53:32		0:53:32	9:53
127	45	Robert WHEELER/Chris WHEELER	B10	2	VW Golf	0:50:47		0:50:47	7:08
128	81	Sean BANNISTER/Ian JONES	B10	9	Citroen C2	0:53:46		0:53:46	10:07
129	58	Roland Llewellyn Roland LLEWELLIN/Paul WILLIAMS	B12	4	BMW 325i	0:51:55		0:51:55	8:16
130		Peter EGERTON/Alun COOK	H3		Ford Escort	Stopped SS2			
131	67	Jon ROSS/Martin AUSKERIN	B12	5	BMW 325i	0:52:36		0:52:36	8:57
132		Simon CHAPMAN/Tony GRAHAM	B10		Vauxhall Corsa Kit Car	Clutch SS2			
133	60	Anthony Litchfield Damian THOMAS/Anthony LITCHFIELD	B10	4	Peugeot 205	0:52:11		0:52:11	8:32
134	80	Ian CARTWRIGHT/Ian JACKSON	B10	8	Peugeot 205	0:53:43		0:53:43	10:04
135	69	Cyril CROOK/Mike WILDING	B12	6	Vauxhall Astra RS RWD	0:52:42		0:52:42	9:03
136	61	GMC Rally Team Thomas LLOYD/Craig MAGGS	B10	5	Peugeot 205	0:52:12		0:52:12	8:33
137	54	Dave LEWIS/Steve SOUTHALL	H3	8	Ford Escort Mk1	0:51:13		0:51:13	7:34
138		Simon BAILEY/Will CLARKE	B11		Renault Williams Clio	Stopped after SS2			
139	89	Barney JOHNSON/Jamie-Lee FOX	B12	8	BMW 325	0:55:37		0:55:37	11:58
140	72	Dai LLOYD/Sherryn ROBERTS	B10	7	Peugeot 205Gti	0:53:14		0:53:14	9:35
142		John O'GORMAN/John RUTTER	B12		BMW 325	Stopped SS6			
143	87	Gareth VICKERS/Martyn VICKERS	B10	11	Peugeot 205 Gti	0:55:12		0:55:12	11:33
144		Peter ZJALIC/William DAVIES	B10		Rover 200	Broke down after SS4			
145		Wayne BALE/Daren BALE	B10		Peugeot 205 Gti	Rolled SS2			
146		Ian EVANS/Elliot GRAHAM	B10		Citroen C2R2	Stopped SS5			
147	86	Alex HAWKINS/Fraser WARD	B10	10	Peugeot 205 Gti	0:54:59		0:54:59	11:20
148	100	Huw ROWCLIFFE/Tudur REES	B10	12	Peugeot 205 Gti	1:00:01		1:00:01	16:22
149		Jonathan HARTLEY/John MULA	B10		Peugeot 205 Gti	Stopped after SS5			
151		Rob Jenkins Rob JENKINS/Tony EDWARDS	B11		Peugeot 205 Gti	Head Gasket, Engine Seized after S2			
152	99	Tony HAWKINS/Darren JONES	B12	9	BMW 325	0:58:39		0:58:39	15:00
153		Darren JONES/Marcus MULLENS	B12		BMW 325i	Stopped SS3			
154	40	Paul GRIFFITHS/Sam COLLIS	H3	3	Ford Escort Rs1800	0:49:28		0:49:28	5:49
155	20	Mad Mick JONES/Isak GUDJONSSON	B11	1	Escort Mark 2	0:47:28		0:47:28	3:49
156	63	EDEN Valley Motor Club Stuart EGGLESTONE/Brian HODGSON	B11	3	Vauxhall Astra	0:52:27		0:52:27	8:48
157		Kevin NUNNS/Gary MOULT	B11		BMW 318is	Rolled SS3			
158		Simon H HEYWOOD/Kevin MOYSES	B10		Peugeot 205 Gti	Off SS5			
159		Tony GINNS/Mark ELLIS	H2		Ford Escort Mexico	Stopped SS2			
160		Owen TURNER/Matthew FOWLE	B11		Rover 200	Stopped SS6			
161	97	Anthony finn Anthony FINN/Alan BROWN	B11	4	Peugeot 205 Gti	0:58:11		0:58:11	14:32
162	62	Dale OWEN/Adam JEFFS	B10	6	Peugeot 206 Xsi	0:52:18		0:52:18	8:39
163	43	Mark BENTLEY/Ed BENTLEY	H3	6	Ford Escort	0:50:38		0:50:38	6:59
164	39	Damien SMITH/Frazer HUTCHINSON	N3	1	Ford Fiesta ST	0:49:28		0:49:28	5:49
1	1	Andrew BURTON/Robin KELLARD	WR1	1	Peugeot Cosworth	0:43:39		0:43:39	
2	2	Hugh HUNTER/Andy MARCHBANK	WR1	2	Ford Focus Wrc01	0:43:44		0:43:44	0:05
3		Roger CHILMAN/Andrew SANKEY	WR1		Subaru Impreza S9	Puncture/Brake pipe SS6			
4	5	Paul BIRD/Kirsty RIDDICK	WR1	4	Ford Focus WRC 07	0:44:29		0:44:29	0:50

Issued at 20:39 on 14 May 2011

7

Results by Tynemouth Computer Services





2011 Plains Rally

14th May 2011

Final Results by Competition Number



No.	Pos	Entrant Driver/Co-driver	Class	Class Posn.	Vehicle	Stage Times	Penalties	Total Time	Diff. Leader
5	3	Charlie PAYNE/Paul SPOONER	WR1	3	Ford Focus WRC 06	0:44:11		0:44:11	0:32
6	4	David WRIGHT/Micheal WILKINSON	B13	1	Mitsubishi Evo 9	0:44:25		0:44:25	0:46
7		Michael O'BRIEN/Patrick WALSH	WR1		Ford Focus WRC 03	Stopped after SS3			
8		Shaun GARDENER/Ben INNES	B13		Mitsubishi Lancer Evo 5.9	Stopped SS2			
9		Tom CAVE/Craig PARRY	N4		Subaru Impreza STI Spec C	Gearbox SS2			
10	6	Nigel GRIFFITHS/Jon SCOTT	B13	2	Subaru Impreza	0:45:08		0:45:08	1:29
11	9	Daniel SIGUROARSON/Martin BRADY	N4	2	Mitsubishi Evo 10	0:45:44		0:45:44	2:05
12		Alex ALLINGHAM/Mark GLENNERSTER	N4		Subaru Impreza	Stopped after SS6			
14		Patrick NAYLOR/Ian LAWRENCE	N4		Mitsubishi Evo 9	Stopped after SS5			
15	15	Tom NAUGHTON/Horace SAVILLE	N4	6	Mitsubishi Evo 9	0:45:32	1:00	0:46:32	2:53
16		John LLOYD/Adrian CAVENAGH	WR1		Subaru Impreza WRC	Stopped after SS2			
17	7	David HOWELLS/Chris RIDGE	B13	3	Subaru Impreza	0:45:28		0:45:28	1:49
18	14	Stephen PETCH/John RICHARDSON	B13	5	Mitsubishi Lancer Evo	0:46:19		0:46:19	2:40
19	16	James GRINT/Steve GREENHILL	N4	7	Mitsubishi Evo 9	0:46:39		0:46:39	3:00
20		Paul DAVY/Roger ALLAN	N4		Subaru Impreza	Stopped SS6			
21		Andy Bull							
		Bob CEEN/Andy BULL	WR1		Subaru Impreza WRC	Stopped SS2			
22	8	Wug UTTING/Max UTTING	N4	1	Subaru Impreza N12B	0:45:39		0:45:39	2:00
23	24	Barry JONES/Chris WILLIAMS	N4	11	Subaru Impreza Wrx	0:47:57		0:47:57	4:18
24	18	Luke FRANCIS/John H ROBERTS	N4	8	Mitsubishi Evo 9	0:46:51		0:46:51	3:12
25	10	Dylan DAVIES/Dale FURNISS	N4	3	Subaru Impreza	0:45:49		0:45:49	2:10
26	26	Simon ROGERS/Peter THOMAS	B13	8	Mitsubishi Evo6	0:48:18		0:48:18	4:39
27	21	Kevin ROWLEDGE/Paul MORRIS	WR1	5	Ford Focus WRC	0:47:41		0:47:41	4:02
28	17	Martin NEWCOMBE/Peter NEWCOMBE	B13	6	Mitsubishi Evo 6	0:46:44		0:46:44	3:05
29	32	Keith PARRY/Eryl EVANS	B13	12	Subaru Impreza	0:49:04		0:49:04	5:25
30	28	Paul WALKER/Vern BROWN	B13	10	Subaru Impreza	0:48:32		0:48:32	4:53
31	27	Tony MACWHIRTER/Steve GREEN	B13	9	Mitsubishi Evo 7	0:48:28		0:48:28	4:49
32	23	Nigel SEABOLD/Chris DAVIES	N4	10	Subaru Impreza N2010	0:47:47		0:47:47	4:08
33		Phil EDWARDS/Jon EDWARDS	B13		Subaru Impreza RA	Gearbox Fire SS1			
34	30	Peter BAYLIS/Anthony BLYTH	B13	11	Subaru Impreza	0:48:47		0:48:47	5:08
35		Richard CEEN/Sarah CEEN	WR1		Ford Focus WRC	Retired end of SS5			
36	33	Ben WILLIAMS/Russell JOSEPH	B13	13	Mitsubishi Evo 6	0:49:06		0:49:06	5:27
37	35	M.P.M							
		Martin PAYTON/Darren PARSONS	B13	14	Mitsubishi Evo 6	0:49:10		0:49:10	5:31
39	50	Paul LOMAS/Matthew NICHOLAS	B13	16	Subaru Impreza	0:51:05		0:51:05	7:26
40	65	Spencer WILKINSON/Jamie EDWARDS	N4	12	Subaru Impreza N10	0:52:30		0:52:30	8:51
41	59	Geoff COTTRILL/Nathan CREWE	WR1	6	MG Metro 6R4	0:52:10		0:52:10	8:31
42	44	Garry WILSON/Martin HAGGETT	B13	15	MG Metro 6R4	0:50:44		0:50:44	7:05
44	25	Matthew ROBINSON/Nigel HUTCHINSON	B13	7	Subaru Impreza	0:48:04		0:48:04	4:25
45	11	2300 Club John Easson Award							
		Sara WILLIAMS/Dai ROBERTS	N4	4	Subaru Impreza	0:46:12		0:46:12	2:33
46	12	Jim McNEIL/Kim BAKER	B13	4	Subaru Impreza	0:46:15		0:46:15	2:36
47	56	Jason MORGAN/Gareth PRITCHARD	B13	17	Subaru Impreza	0:51:29		0:51:29	7:50
48	13	Jamie ANDERSON/Ella FLYNN	N4	5	Mitsubishi Evo 9	0:46:16		0:46:16	2:37
49		RH Motors/APC Elec Eng							
		Richard HILL/Patrick COOPER	WR1		Ford Escort	Stopped after SS5			
50	22	Brendan CUMISKEY/Ronan OKANE	N4	9	Mitsubishi Evo 9	0:47:43		0:47:43	4:04

Issued at 20:39 on 14 May 2011

8

Results by Tynemouth Computer Services





2011 Plains Rally

14th May 2011

Final Stage Times



No.	Driver	Class	SS 1	SS 2	SS 3	SS 4	SS 5	SS 6	SS 7	Penalties
			Cwmcelli	Gartheiniog 1	Dyfi East	Dyfi West	Hafren	Gartheiniog 2	Woodyard	
202	Justin LAWSON	1400S	3:21	10:38	4:32	5:43	11:08	10:22	3:13	
203	Clive ANSTEY	1400S	3:20	11:03	4:37	5:53	11:37	11:07	3:15	
204	A LLOYD-DAVIES	1400S	Engine Failure							
205	Marcel FRELING	1400S	3:32	11:06	4:44	6:01	11:38	11:03	3:20	
206	Gethin JONES	1400L	3:42	11:33	4:57	6:13	12:05	11:19	3:27	
207	Roger PRIESTNALL	1400S	3:33	11:13	4:46	6:05	11:41	11:24	3:50	
208	Ash SLIGHTS	RF1.4	3:32	11:24	4:52	6:09	12:02	11:14	3:17	
209	Dominic SCOTT	1400S	3:26	11:11	4:43	6:00	11:32	10:51	3:19	
210	K DARRINGTON	1400S	3:45	11:38	4:56	6:15	11:54	11:16	3:21	
211	Dave TOWN	RF1.4	3:41	11:32	5:00	6:23	12:07	11:21	3:23	
212	Dan GRAY	1400S	3:41	Stopped SS2						
213	Chris HELTINGS	RF1.4	3:33	11:25	4:51	6:08	12:01	11:22	3:20	
214	Martin SHAW	1400S	3:41	11:26	4:54	6:15	12:04	11:13	3:23	
215	Kris FARRELL	1400S	3:41	11:36	5:00	6:21	12:08	11:30	3:30	
216	H LLOYD-DAVIES	1400S	3:33	11:09	4:41	6:02	11:37	10:50	3:20	
217	Jayne AUDEN	1400S	4:01	12:02	5:04	6:30	12:33	11:43	3:22	
218	Steve BROWN	1400L	3:41	11:58	5:03	6:26	12:21	11:43	3:24	
219	Euros EVANS	1400C	3:43	11:52	4:59	6:22	12:22	11:34	3:31	
220	Roy GRAVESTOCK	RF1.4	3:52	12:12	5:09	6:32	12:41	11:44	3:34	
221	Matt GRIFFIN	1400L	Driveshaft SS2							
222	Ian ARDEN	RF1.0	3:51	12:45	5:17	6:34	12:33	11:51	3:27	
223	Harry MORGAN	RF1.0	3:47	12:24	5:09	6:32	12:48	12:13	3:35	
224	James WEAVER	1400L	4:02	12:31	5:24	6:51	13:01	12:21	3:29	
225	James WATKINS	RF1.0	4:00	12:55	5:26	6:47	13:21	12:53	Stopped After SS6	
226	Marlon ROBERTS	1400L	3:52	12:25	5:21	6:36	13:06	12:21	3:29	
227	Jez MACWHIRTER	1400S	3:37	Stopped SS2						
228	Jon PAYTON	RF1.0	6:00	12:53	5:25	6:58	13:31	12:31	3:29	
229	Leonard EVANS	RF1.0	4:33	14:26	6:07	7:37	15:24	14:02	4:12	
230	Lora KENNY	RF1.0	4:30	14:44	6:22	8:05	15:42	14:29	4:00	1:00
231	Danny BROWN	RF1.0	4:20	13:32	5:40	7:12	14:03	13:22	3:44	
232	Damien RIGDEN	1400L	3:45	11:55	5:10	6:29	12:19	11:42	3:28	
233	Darren PINCHIN	1400S	3:18	10:27	4:30	5:42	11:20	10:39	3:14	
234	Vin HUGHES	1400S	3:41	11:49	4:56	6:09	12:01	11:18	3:27	
235	Jamie TURNER	1400L	3:43	11:38	4:54	6:11	12:14	11:23	3:20	
236	Dan WAKEFIELD	RF1.4	4:41	15:19	6:23	8:09	14:50	13:50	3:44	
237	Simon McLEAN	1400L	4:06	12:51	5:23	7:00	13:11	12:14	3:32	
238	James McLEAN	1400L	3:52	12:21	5:10	6:28	13:05	12:16	3:34	
239	Chris SHAW	RF1.0	3:52	12:37	5:19	6:43	13:21	12:23	3:32	
102	Joe PRICE	B11	5:27	10:30	4:25	5:41	10:45	10:05	3:18	OTL
103	Allan McDOWALL	B11	3:14	10:18	4:24	5:39	Stopped SS5			
105	Will ONIONS	B12	3:14	10:16	4:24	5:35	10:32	10:12	3:10	
106	Stuart CLARKE	H3	3:19	10:38	4:28	5:51	11:02	10:37	3:16	
107	Gareth LLOYD	H3	3:15	10:36	4:28	5:45	10:53	10:31	3:12	
108	Warren PHILLISKIRK	H3	3:23	10:52	4:34	5:52	11:11	10:38	3:22	
109	Terry BROWN	H3	3:23	10:49	4:34	5:49	11:17	10:30	3:15	
110	Colin WEBB	B12	3:31	11:11	4:44	6:04	11:32	11:03	3:29	
111	Peter SMITH	H3	3:12	10:55	4:35	5:54	11:16	Stopped at Re-group		
112	Boyd KERSHAW	B11	3:31	10:35	4:32	5:52	11:11	10:22	3:20	
113	Geraint MILLS	B11	Broken Rear Shaft SS2							
114	David JONES	B12	3:38	12:02	4:50	6:16	12:05	11:25	3:24	
115	Osian PRYCE	B10	3:22	10:44	4:30	5:51	11:12	10:24	3:13	
116	Matt BEEBE	N3	3:28	11:00	4:42	6:01	11:35	10:55	3:25	
117	Tim CAINS	B11					12:05	11:27	3:21	
118	Richard FELGATE	B12	3:30	11:00	4:38	5:57	11:25	11:04	3:20	
119	Russell DAVIES	B12	Broken Driveshaft SS1							

Issued at 20:39 on 14 May 2011

9

Results by Tynemouth Computer Services





2011 Plains Rally

14th May 2011

Final Stage Times



No.	Driver	Class	SS 1	SS 2	SS 3	SS 4	SS 5	SS 6	SS 7	Penalties	
			Cwmcelli	Gartheiniog 1	Dyfi East	Dyfi West	Hafren	Gartheiniog 2	Woodyard		
121	Barry JORDAN	H3	3:32	11:06	4:39	6:01	11:20	10:50	3:19		
122	John PRITCHARD	N3	3:28	11:53	Broken Diff						
123	Gareth JONES	H3	3:29	10:46	4:35	5:55	Stopped at Service				
124	Ian RIX	H3	3:04	11:53	4:55	6:20	12:14	11:22	3:27		
125	Sean EDWARDS	B10	3:40	11:05	4:41	6:00	11:27	10:59	3:20		
126	Kieron PATTERSON	H3	3:43	11:37	4:53	6:20	12:14	11:23	3:22		
127	Robert WHEELER	B10	3:32	10:55	4:35	5:51	11:22	11:10	3:22		
128	Sean BANNISTER	B10	3:40	11:20	4:45	6:12	11:56	12:33	3:20		
129	Roland LLEWELLIN	B12	3:39	11:31	4:45	6:06	11:34	11:04	3:16		
130	Peter EGERTON	H3	3:42	Stopped SS2							
131	Jon ROSS	B12	3:36	11:28	4:51	6:09	11:47	11:26	3:19		
132	Simon CHAPMAN	B10	3:34	11:20	Clutch SS2						
133	Damian THOMAS	B10	3:33	11:11	4:41	6:06	12:02	11:19	3:19		
134	Ian CARTWRIGHT	B10	3:33	11:44	4:58	6:25	12:25	11:11	3:27		
135	Cyril CROOK	B12	3:41	11:25	4:42	6:11	11:57	11:19	3:27		
136	Thomas LLOYD	B10	3:37	11:19	4:49	6:09	11:47	11:11	3:20		
137	Dave LEWIS	H3	3:30	10:59	4:34	6:04	11:38	11:01	3:27		
138	Simon BAILEY	B11	3:58	13:05	Stopped after SS2						
139	Barney JOHNSON	B12	3:56	12:19	5:07	6:33	12:22	11:49	3:31		
140	Dai LLOYD	B10	3:39	11:33	4:50	6:12	12:00	11:31	3:29		
142	John O'GORMAN	B12	3:43	11:43	4:45	6:04	11:51	Stopped SS6			
143	Gareth VICKERS	B10	3:59	12:01	5:03	6:26	12:25	11:50	3:28		
144	Peter ZJALIC	B10	3:54	18:00	5:29	7:09	Broke down after SS4				
145	Wayne BALE	B10	3:46	15:06	Rolled SS2						
146	Ian EVANS	B10	3:46	12:00	5:01	6:25	Stopped SS5				
147	Alex HAWKINS	B10	3:46	11:46	4:52	6:15	12:40	12:03	3:37		
148	Huw ROWCLIFFE	B10	4:09	13:17	5:26	6:57	13:29	13:00	3:43		
149	Jonathan HARTLEY	B10	4:50	14:21	5:49	7:27	14:48	Stopped after SS5			
151	Rob JENKINS	B11	3:55	12:03	Head Gasket, Engine Seized after S2						
152	Tony HAWKINS	B12	4:10	12:45	5:19	6:51	12:53	12:58	3:43		
153	Darren JONES	B12	3:33	11:14	Stopped SS3						
154	Paul GRIFFITHS	H3	3:24	10:47	4:30	5:48	11:05	10:41	3:13		
155	Mad Mick JONES	B11	3:26	10:13	4:30	5:33	10:37	10:03	3:06		
156	S EGGLESTONE	B11	3:20	14:06	4:26	5:41	10:56	10:42	3:16		
157	Kevin NUNNS	B11	3:48	11:38	Rolled SS3						
158	Simon H HEYWOOD	B10	4:19	12:22	5:10	6:33	Off SS5				
159	Tony GINNS	H2	Stopped SS2								
160	Owen TURNER	B11	3:39	11:35	4:55	6:12	12:01	Stopped SS6			
161	Anthony FINN	B11	3:56	12:20	5:16	6:39	14:02	12:26	3:32		
162	Dale OWEN	B10	3:34	11:19	4:50	5:59	12:05	11:10	3:21		
163	Mark BENTLEY	H3	3:29	11:04	4:38	5:56	11:24	10:53	3:14		
164	Damien SMITH	N3	3:18	10:49	4:34	5:48	11:14	10:37	3:08		
1	Andrew BURTON	WR1	2:51	9:14	4:06	5:09	10:04	9:32	2:43		
2	Hugh HUNTER	WR1	2:57	9:14	4:06	5:06	10:04	9:25	2:52		
3	Roger CHILMAN	WR1	2:57	9:19	4:06	5:05	13:51	Puncture/Brake pipe SS6			
4	Paul BIRD	WR1	3:03	9:24	4:06	5:12	10:04	9:49	2:51		
5	Charlie PAYNE	WR1	2:58	9:26	4:06	5:11	10:04	9:38	2:48		
6	David WRIGHT	B13	3:01	9:25	4:06	5:09	10:04	9:51	2:49		
7	Michael O'BRIEN	WR1	3:04	10:00	Stopped after SS3						
8	Shaun GARDENER	B13	3:03	Stopped SS2							
9	Tom CAVE	N4	3:13	12:09	Gearbox SS2						
10	Nigel GRIFFITHS	B13	3:01	9:41	4:09	5:20	10:07	9:58	2:52		
11	D SIGUROARSON	N4	3:00	9:50	4:09	5:25	10:09	10:23	2:48		
12	Alex ALLINGHAM	N4	3:04	9:50	4:12	5:27	10:04	9:44	Stopped after SS6		
14	Patrick NAYLOR	N4	3:05	9:48	4:13	5:23	10:53	Stopped after SS5			

Issued at 20:39 on 14 May 2011

10

Results by Tynemouth Computer Services





2011 Plains Rally

14th May 2011
Final Stage Times



No.	Driver	Class	SS 1	SS 2	SS 3	SS 4	SS 5	SS 6	SS 7	Penalties
			Cwmcelli	Gartheiniog 1	Dyfi East	Dyfi West	Hafren	Gartheiniog 2	Woodyard	
15	Tom NAUGHTON	N4	3:07	9:47	4:06	5:26	10:11	10:06	2:49	1:00
16	John LLOYD	WR1	3:13	10:38	Stopped after SS2					
17	David HOWELLS	B13	3:04	9:46	4:06	5:21	10:14	10:01	2:56	
18	Stephen PETCH	B13	3:10	10:05	4:16	5:30	10:15	10:04	2:59	
19	James GRINT	N4	3:10	9:58	4:14	5:26	10:33	10:21	2:57	
20	Paul DAVY	N4	3:08	10:02	4:12	5:54	10:09	Stopped SS6		
21	Bob CEEN	WR1	3:16	Stopped SS2						
22	Wug UTTING	N4	3:07	9:54	4:11	5:23	10:13	9:55	2:56	
23	Barry JONES	N4	3:18	10:31	4:21	5:38	10:46	10:23	3:00	
24	Luke FRANCIS	N4	3:13	10:02	4:12	5:28	10:45	10:14	2:57	
25	Dylan DAVIES	N4	3:06	10:00	4:10	5:24	10:11	10:01	2:57	
26	Simon ROGERS	B13	3:23	10:30	4:25	5:42	10:36	10:39	3:03	
27	Kevin ROWLEDGE	WR1	3:18	10:13	4:23	5:36	10:34	10:38	2:59	
28	Martin NEWCOMBE	B13	3:11	10:01	4:13	5:24	10:32	10:25	2:58	
29	Keith PARRY	B13	3:13	10:19	4:18	5:34	10:32	12:02	3:06	
30	Paul WALKER	B13	3:16	10:30	4:20	5:38	10:39	11:10	2:59	
31	Tony MACWHIRTER	B13	3:12	10:23	4:20	5:43	10:50	10:56	3:04	
32	Nigel SEABOLD	N4	3:13	10:16	4:26	5:40	10:47	10:29	2:56	
33	Phil EDWARDS	B13	3:23	10:39	Gearbox Fire SS1					
34	Peter BAYLIS	B13	3:24	10:34	4:27	5:42	10:46	10:45	3:09	
35	Richard CEEN	WR1	3:14	10:17	4:18	5:32	10:44	Retired end of SS5		
36	Ben WILLIAMS	B13	3:19	10:36	4:28	5:42	11:02	10:57	3:02	
37	Martin PAYTON	B13	3:27	10:49	4:35	5:59	11:03	10:08	3:09	
39	Paul LOMAS	B13	3:25	11:06	4:39	5:58	11:36	11:12	3:09	
40	Spencer WILKINSON	N4	3:38	11:16	4:46	6:11	11:47	11:39	3:13	
41	Geoff COTTRILL	WR1	3:34	11:06	4:41	6:09	11:40	11:48	3:12	
42	Garry WILSON	B13	3:39	11:11	4:38	5:49	11:12	11:02	3:13	
44	Matthew ROBINSON	B13	3:16	10:32	4:24	5:36	10:52	10:25	2:59	
45	Sara WILLIAMS	N4	3:07	10:04	4:13	5:25	10:17	10:08	2:58	
46	Jim McNEIL	B13	3:11	10:01	4:14	5:33	10:17	10:07	2:52	
47	Jason MORGAN	B13	3:30	11:14	4:44	6:06	11:24	11:14	3:17	
48	Jamie ANDERSON	N4	3:10	10:02	4:15	5:30	10:19	10:07	2:53	
49	Richard HILL	WR1	3:20	10:25	4:14	5:34	10:35	Stopped after SS5		
50	Brendan CUMISKEY	N4	3:19	10:33	4:23	5:35	10:34	10:21	2:58	

Issued at 20:39 on 14 May 2011

11

Results by Tynemouth Computer Services





2011 Plains Rally

14th May 2011

Final Retirements and Exclusions

Listed by Competition Number

39 Retirements and Exclusions




No.	Driver/Co-driver	Class	Vehicle	Stage	Reason
204	Arwyn LLOYD-DAVIES/Emyr HALL	1400S	Vauxhall Nova	1	Engine Failure
212	Dan GRAY/Rob TUCKWELL	1400S	Peugeot 106 Rallye	2	Stopped SS2
221	Matt GRIFFIN/Joe CRUTTENDEN	1400L	VW Lupo	1	Driveshaft SS2
225	James WATKINS/Siobhan PUGH	RF1.0	Nissan Micra	7	Stopped After SS6
227	Jez MACWHIRTER/Lisa EVANS	1400S	Vauxhall Corsa	2	Stopped SS2
102	Joe PRICE/Christopher BROOKS	B11	Ford Escort		OTL
103	Allan McDOWALL/Gavin HESELTINE	B11	Opel Kadett	5	Stopped SS5
111	Peter SMITH/Russ LANGTHORNE	H3	Ford Escort Mk1	6	Stopped at Re-group
113	Geraint MILLS/Jonny Tad EVANS	B11	Opel Manta 400	1	Broken Rear Shaft SS2
117	Tim CAINS/Richard MAY	B11	Peugeot 309 Gti	1	Off SS1
119	Russell DAVIES/John FELLOWES	B12	Vauxhall Calibra	1	Broken Driveshaft SS1
122	John PRITCHARD/Will ROGERS	N3	Ford Fiesta ST	3	Broken Diff
123	Gareth JONES/Peter JAMES	H3	Ford Escort	5	Stopped at Service
130	Peter EGERTON/Alun COOK	H3	Ford Escort	2	Stopped SS2
132	Simon CHAPMAN/Tony GRAHAM	B10	Vauxhall Corsa Kit Car	3	Clutch SS2
138	Simon BAILEY/Will CLARKE	B11	Renault Williams Clio	3	Stopped after SS2
142	John O'GORMAN/John RUTTER	B12	BMW 325	6	Stopped SS6
144	Peter ZJALIC/William DAVIES	B10	Rover 200	5	Broke down after SS4
145	Wayne BALE/Daren BALE	B10	Peugeot 205 Gti	3	Rolled SS2
146	Ian EVANS/Elliot GRAHAM	B10	Citroen C2R2	5	Stopped SS5
149	Jonathan HARTLEY/John MULA	B10	Peugeot 205 Gti	6	Stopped after SS5
151	Rob JENKINS/Tony EDWARDS	B11	Peugeot 205 Gti	3	Head Gasket, Engine Seized after SS3
153	Darren JONES/Marcus MULLENS	B12	BMW 325i	3	Stopped SS3
157	Kevin NUNNS/Gary MOULT	B11	BMW 318is	3	Rolled SS3
158	Simon H HEYWOOD/Kevin MOYSES	B10	Peugeot 205 Gti	5	Off SS5
159	Tony GINNS/Mark ELLIS	H2	Ford Escort Mexico	1	Stopped SS2
160	Owen TURNER/Matthew FOWLE	B11	Rover 200	6	Stopped SS6
3	Roger CHILMAN/Andrew SANKEY	WR1	Subaru Impreza S9	6	Puncture/Brake pipe SS6
7	Michael O'BRIEN/Patrick WALSH	WR1	Ford Focus WRC 03	3	Stopped after SS3
8	Shaun GARDENER/Ben INNES	B13	Mitsubishi Lancer Evo 5.9	2	Stopped SS2
9	Tom CAVE/Craig PARRY	N4	Subaru Impreza STI Spec C	3	Gearbox SS2
12	Alex ALLINGHAM/Mark GLENNERSTER	N4	Subaru Impreza	7	Stopped after SS6
14	Patrick NAYLOR/Ian LAWRENCE	N4	Mitsubishi Evo 9	6	Stopped after SS5
16	John LLOYD/Adrian CAVENAGH	WR1	Subaru Impreza WRC	3	Stopped after SS2
20	Paul DAVY/Roger ALLAN	N4	Subaru Impreza	6	Stopped SS6
21	Bob CEEN/Andy BULL	WR1	Subaru Impreza WRC	2	Stopped SS2
33	Phil EDWARDS/Jon EDWARDS	B13	Subaru Impreza RA	3	Gearbox Fire SS1
35	Richard CEEN/Sarah CEEN	WR1	Ford Focus WRC	6	Retired end of SS5
49	Richard HILL/Patrick COOPER	WR1	Ford Escort	6	Stopped after SS5

Issued at 20:39 on 14 May 2011

13

Results by Tynemouth Computer Services





2011 Plains Rally

14th May 2011

Final Ten Best Times on Each Stage



SS 1 Cwmcelli Fastest speed 56.90 mph Length 2.70miles			SS 2 Gartheiniog 1 Fastest speed 58.35 mph Length 8.98miles			SS 3 Dyfi East Fastest speed 64.83 mph Length 4.43miles			SS 4 Dyfi West Fastest speed 60.80 mph Length 5.15miles			SS 5 Hafren Fastest speed 64.92 mph Length 10.89miles		
No.	Driver	Time	No.	Driver	Time	No.	Driver	Time	No.	Driver	Time	No.	Driver	Time
1	Burton	2:51	1=	Burton	9:14	1=	Burton	4:06	3	Chilman	5:05	1=	Burton	10:04
2=	Hunter	2:57	2=	Hunter	9:14	2=	Hunter	4:06	2	Hunter	5:06	2=	Hunter	10:04
3=	Chilman	2:57	3	Chilman	9:19	3=	Chilman	4:06	1=	Burton	5:09	4=	Bird	10:04
5	Payne	2:58	4	Bird	9:24	4=	Bird	4:06	6=	Wright	5:09	5=	Payne	10:04
11	Siguroarson	3:00	6	Wright	9:25	5=	Payne	4:06	5	Payne	5:11	6=	Wright	10:04
6=	Wright	3:01	5	Payne	9:26	6=	Wright	4:06	4	Bird	5:12	12=	Allingham	10:04
10=	Griffiths	3:01	10	Griffiths	9:41	15=	Naughton	4:06	10	Griffiths	5:20	10	Griffiths	10:07
4=	Bird	3:03	17	Howells	9:46	17=	Howells	4:06	17	Howells	5:21	11=	Siguroarson	10:09
8=	Gardener	3:03	15	Naughton	9:47	10=	Griffiths	4:09	14=	Naylor	5:23	20=	Davy	10:09
124=	Rix	3:04	14	Naylor	9:48	11=	Siguroarson	4:09	22=	Utting	5:23	15=	Naughton	10:11

SS 6 Gartheiniog 2 Fastest speed 57.21 mph Length 8.98miles			SS 7 Woodyard Fastest speed 40.90 mph Length 1.85miles		
No.	Driver	Time	No.	Driver	Time
2	Hunter	9:25	1	Burton	2:43
1	Burton	9:32	5=	Payne	2:48
5	Payne	9:38	11=	Siguroarson	2:48
12	Allingham	9:44	6=	Wright	2:49
4	Bird	9:49	15=	Naughton	2:49
6	Wright	9:51	4	Bird	2:51
22	Utting	9:55	2=	Hunter	2:52
10	Griffiths	9:58	10=	Griffiths	2:52
17=	Howells	10:01	46=	McNeil	2:52
25=	Davies	10:01	48	Anderson	2:53

Final Leading Positions after Each Stage

SS 1 Cwmcelli Gravel Length 2.70miles			SS 2 Gartheiniog 1 Gravel Length 8.98miles			SS 3 Dyfi East Gravel Length 4.43miles			SS 4 Dyfi West Gravel Length 5.15miles			SS 5 Hafren Gravel Length 10.89miles		
No.	Driver	Total	No.	Driver	Total	No.	Driver	Total	No.	Driver	Total	No.	Driver	Total
1	Burton	0:02:51	1	Burton	0:12:05	1	Burton	0:16:11	1	Burton	0:21:20	1	Burton	0:31:24
2=	Hunter	0:02:57	2	Hunter	0:12:11	2	Hunter	0:16:17	2	Hunter	0:21:23	2	Hunter	0:31:27
3=	Chilman	0:02:57	3	Chilman	0:12:16	3	Chilman	0:16:22	3	Chilman	0:21:27	5	Payne	0:31:45
5	Payne	0:02:58	5	Payne	0:12:24	5	Payne	0:16:30	5	Payne	0:21:41	6	Wright	0:31:45
11	Siguroarson	0:03:00	6	Wright	0:12:26	6	Wright	0:16:32	6	Wright	0:21:41	4	Bird	0:31:49
6=	Wright	0:03:01	4	Bird	0:12:27	4	Bird	0:16:33	4	Bird	0:21:45	10	Griffiths	0:32:18
10=	Griffiths	0:03:01	10	Griffiths	0:12:42	10	Griffiths	0:16:51	10	Griffiths	0:22:11	17	Howells	0:32:31
4=	Bird	0:03:03	11	Siguroarson	0:12:50	17	Howells	0:16:56	17	Howells	0:22:17	11	Siguroarson	0:32:33
8=	Gardener	0:03:03	17	Howells	0:12:50	11	Siguroarson	0:16:59	11	Siguroarson	0:22:24	12	Allingham	0:32:37
124=	Rix	0:03:04	14	Naylor	0:12:53	15	Naughton	0:17:00	15	Naughton	0:22:26	15	Naughton	0:32:37

SS 6 Gartheiniog 2 Gravel Length 8.98miles			SS 7 Woodyard Gravel Length 1.85miles		
No.	Driver	Total	No.	Driver	Total
2	Hunter	0:40:52	1	Burton	0:43:39
1	Burton	0:40:56	2	Hunter	0:43:44
5	Payne	0:41:23	5	Payne	0:44:11
6	Wright	0:41:36	6	Wright	0:44:25
4	Bird	0:41:38	4	Bird	0:44:29
10	Griffiths	0:42:16	10	Griffiths	0:45:08
12	Allingham	0:42:21	17	Howells	0:45:28
17	Howells	0:42:32	22	Utting	0:45:39
15	Naughton	0:42:43	11	Siguroarson	0:45:44
22	Utting	0:42:43	25	Davies	0:45:49

Issued at 20:39 on 14 May 2011

14

Results by Tynemouth Computer Services





2011 Plains Rally

14th May 2011

Final Stage Positions



Total number of fastest times, second fastest times etc.

No.	Driver	1	2	3	4	5	6	7	8	9	10	11	12	13	14	15
1	Andrew BURTON	5	1	1	-	-	-	-	-	-	-	-	-	-	-	-
2	Hugh HUNTER	4	2	-	-	-	-	1	-	-	-	-	-	-	-	-
5	Charlie PAYNE	2	1	1	1	1	1	-	-	-	-	-	-	-	-	-
3	Roger CHILMAN	2	1	1	-	-	-	-	-	-	-	-	-	-	-	-
6	David WRIGHT	2	-	1	1	1	2	-	-	-	-	-	-	-	-	-
4	Paul BIRD	2	-	-	1	1	2	-	1	-	-	-	-	-	-	-
15	Tom NAUGHTON	1	-	-	1	-	-	-	-	1	1	-	-	-	1	1
12	Alex ALLINGHAM	1	-	-	1	-	-	-	-	-	1	1	-	1	-	-
17	David HOWELLS	1	-	-	-	-	-	-	2	1	1	1	-	1	-	-
11	Daniel SIGUROARSON	-	1	-	-	1	-	-	1	1	-	1	-	1	-	-
10	Nigel GRIFFITHS	-	-	-	-	-	1	4	1	1	-	-	-	-	-	-
22	Wug UTTING	-	-	-	-	-	-	1	-	1	-	1	2	1	-	-
46	Jim McNEIL	-	-	-	-	-	-	1	-	-	-	-	-	-	-	2
20	Paul DAVY	-	-	-	-	-	-	-	1	-	-	-	-	-	1	-
8	Shaun GARDENER	-	-	-	-	-	-	-	1	-	-	-	-	-	-	-
25	Dylan DAVIES	-	-	-	-	-	-	-	-	1	1	2	-	-	1	2
14	Patrick NAYLOR	-	-	-	-	-	-	-	-	1	1	-	-	-	1	-
7	Michael O'BRIEN	-	-	-	-	-	-	-	-	-	1	-	-	-	-	1
48	Jamie ANDERSON	-	-	-	-	-	-	-	-	-	1	-	-	-	-	1
124	Ian RIX	-	-	-	-	-	-	-	-	-	1	-	-	-	-	-
28	Martin NEWCOMBE	-	-	-	-	-	-	-	-	-	-	1	-	-	-	-
32	Nigel SEABOLD	-	-	-	-	-	-	-	-	-	-	1	-	-	-	-
155	Mad Mick JONES	-	-	-	-	-	-	-	-	-	-	1	-	-	-	-
18	Stephen PETCH	-	-	-	-	-	-	-	-	-	-	-	1	-	1	-
24	Luke FRANCIS	-	-	-	-	-	-	-	-	-	-	-	-	1	1	-
45	Sara WILLIAMS	-	-	-	-	-	-	-	-	-	-	-	-	1	-	1
102	Joe PRICE	-	-	-	-	-	-	-	-	-	-	-	-	1	-	-
19	James GRINT	-	-	-	-	-	-	-	-	-	-	-	-	-	2	1

Note: where more than one competitor has the same stage time, they are all credited with the same stage position.





2011 Plains Rally

14th May 2011

Final Stage Chart



Cumulative positions after each stage (including all additional penalties)

Posn	Stage						
	1	2	3	4	5	6	7
1	1	1	1	1	1	2	1
2	2=	2	2	2	2	1	2
3	3=	3	3	3	5	5	5
4	5	5	5	5	6	6	6
5	11	6	6	6	4	4	4
6	6=	4	4	4	10	10	10
7	10=	10	10	10	17	12	17
8	4=	11	17	17	11	17	22
9	8=	17	11	11	12	15	11
10	124=	14	15	15	15	22	25
11	7=	12	12	14	22	25	45
12	12=	15	14	12	25	11	46
13	17=	22	22	22	45	45	48
14	14	7	25	25	48	18	18
15	25	25	20	19	18	48	15
16	15=	19	19	45	46	46	19
17	22=	20	45	28	19	19	28
18	45=	45	28	24	28	28	24
19	20	48	46	48	14	24	105
20	18=	28=	48	46	20	105	155
21	19=	46=	24	18	24	155	27
22	48=	18	18	20	29	27	50
23	28=	24	35	35	105	50	32
24	46=	32	29	29	27	32	23
25	111=	105	105	105	35	23	44
26	31=	35	27	27	49	44	26
27	9=	27	31	49	155	26	31
28	16=	29	32	32	32	31	30
29	24=	103	103	103	30	107	107
30	29=	31	49	31	50	30	34
31	32=	155	30	155	31	34	202
32	103=	233	155	30	23	202	29
33	105=	49	23	44	26	106	36
34	35=	30	44	23	44	233	233
35	107	44	233	50	34	29	37
36	21=	23	50	233	107	37	106
37	30=	16	26	26	36	115	115
38	44=	107	107	107	233	112	112
39	233=	50	36	36	3	36	164
40	164=	26	106	34	106	154	154
41	23=	36	34	202	202	164	109
42	27=	106	202	106	154	109	108
43	106=	34	115	115	115	108	163
44	36=	202	112	164	112	163	42
45	50=	115	164	154	164	127	127
46	203=	112	154	112	111	121	121
47	156=	111	111	109	109	42	203
48	49=	164	109	111	108	118	118
49	202	154	108	108	37	203	209
50	115	109	123	123	127	116	39
51	108=	108	37	37	42	209	116
52	109=	123	203	203	203	137	216
53	26=	37	127	127	118	216	125
54	154=	203	137	118	163	125	137
55	34=	127	118	163	121	39	205
56	39	116	39	137	39	205	47
57	209=	137	116	39	137	110	110
58	155=	118	163	116	116	47	129
59	37	39	121	42	209	129	41
60	116=	163	209	121	125	207	133
61	122=	209	41	209	47	133	136
62	123=	205=	205	205	205	136	162
63	163=	121=	216	216	110	162	156

Posn	Stage						
	1	2	3	4	5	6	7
64	118=	41	133	125	216	41	208
65	137=	110	110	110	41	156	40
66	47=	216	125	41	207	208	207
67	110=	47	47	133	133	135	131
68	112=	133	42	47	129	131	213
69	205=	125	207	207	40	40	135
70	208=	207	40	162	136	213	214
71	121=	42	162	40	162	214	210
72	127=	162	136	136	131	210	140
73	207=	132	128	208	128	140	124
74	213=	40	208	213	135	124	206
75	216=	208	135	128	213	206	234
76	133=	136	213	135	208	234	235
77	134=	124	124	129	142	235	211
78	132=	213	131	131	140	211	126
79	162=	128	129	124	214	126	114
80	41=	33	214	140	160	134	134
81	131	131	140	142	124	114	128
82	227=	135	160	214	210	215	215
83	136=	214	142	160	156	128	219
84	114=	129	206	206	206	219	218
85	40=	140	211	235	234	218	232
86	129=	211	126	126	235	232	147
87	140=	160	134	210	211	147	143
88	160=	206	235	234	215	143	217
89	42=	134	215	211	126	217	139
90	125=	215	210	215	114	139	220
91	128=	126	147	147	134	220	222
92	211=	122	234	134	219	222	223
93	212=	235	114	114	147	223	238
94	214=	9	219	219	218	238	226
95	215=	210	218	218	232	226	224
96	218=	142	146	146	143	224	239
97	234=	157	232	232	217	239	161
98	135=	234	143	143	139	161	237
99	206=	147	217	156	220	237	152
100	130=	219	220	217	223	152	148
101	219=	218	223	220	238	225	228
102	235=	114	139	238	222	148	231
103	126=	232	238	223	226	228	229
104	142=	146	161	139	224	231	236
105	210=	153	226	161	239	229	230
106	232=	102	239	226	152	236	
107	145=	151	158	158	161	230	
108	146=	143	156	222	225		
109	147=	217	222	239	237		
110	223	220	224	224	148		
111	157	223	152	152	231		
112	222	238	237	225	228		
113	220=	139	225	237	149		
114	226=	161	148	148	229		
115	238=	226	231	231	236		
116	239=	239	228	228	230		
117	144	224	149	149			
118	151	222	229	229			
119	139=	158	236	144			
120	161=	225	230	236			
121	138	152	144	230			
122	143	237					
123	225	138					
124	217	156					
125	224	148					
126	237	231					

Issued at 20:39 on 14 May 2011

16

Results by Tynemouth Computer Services





2011 Plains Rally

14th May 2011
Final Stage Chart



Cumulative positions after each stage (including all additional penalties)

Posn	Stage						
	1	2	3	4	5	6	7
127	148	145					
128	152	228					
129	158	229					
130	231	149					
131	33	236					
132	229	230					
133	236	144					
134	153						
135	149						
136	102						
137	230						
138	228						

Posn	Stage						
	1	2	3	4	5	6	7

Issued at 20:39 on 14 May 2011

Results by Tynemouth Computer Services

